INTERIOR - ARCHITECTURE

PORTFOLIO

VED VYAS



VED VYAS

DOB : 17/12/2002

AHMEDABAD, GUJARAT

9904078684

VED.UIR20267@CEPT.AC.IN

BACHELORS IN INTERIOR DESIGN
CEPT UNIVERSITY

PROFICIENCIES

AUTOCAD
SKETCHUP
ENSCAPE
BLENDER
ADOBE PHOTOSHOP
ADOBE INDESIGN
MS OFFICE

DESIGN DIAGRAMMING
DRAFTING
MODEL MAKING
3D PRINTING
LASER CUTTING
WORKSHOP EXPERIENCE

SKETCHING
PHOTOGRAPHY
PHOTO/VIDEO EDITING
PRESENTATION
AI SKILLS
CONTENT CREATION

CONTENT

ACADEMIA

ART OF DETAILING
EXPLORATIONS IN DESIGN
THEATRE STAGE DESIGN
INSTITUTIONAL DESIGN
STUDIO ORNARE

INTERNSHIP

PALM VIEW HOTEL
VASHISHT
HOTEL TRINITY

HOBBIES

ARTIST VED ☺
PHOTOGRAPHY
RENDERS

FULL PORTFOLIO LINK

https://drive.google.com/file/d/1xdMwGsz51UIfF92u3nfJ93HQsyT5Kk1d/view?usp=drive_link

ACADEMIA

COLLEGE WORK

SEM
4



ART OF DETAILING

STUDIO BRIEF:
WE HAVE BEEN USING DOORS , STAIRCASES SINCE CHILDHOOD BUT NEVER THOUGHT OF HOW THESE ARE MADE , HOW THIS STRUCTURES ARE JOINED, WHAT ARE DETAILS, MATERIALS USED, IDEATIONS , DESIGN PROCESS, ETC. AFTER THIS STUDIO I STARTED LOOKING AT THIS DAILY USAGE THINGS FROM A VERY DIFFERENT PERSPECTIVE. DESIGNING DOORS , DISPLAY ELEMENT AND STAIRCASE IN DETAIL FOR DOUBLE HEIGHT (IN CAMPUS) WAS THE FINAL OUTCOME OF THIS STUDIO.

STAIRCASE DESIGN

Final Design of Staircase includes Sitting Space and a soft board. As the FD double height is also a place where juries take place so adding a soft board would be a good idea IG. Initially, I had thought of adding something like a storage space in staircase, but later on it was replaced by adding softboard.





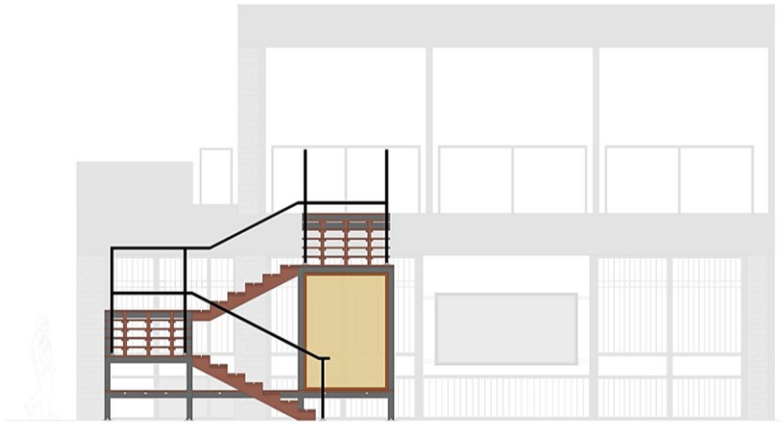

RENDERS









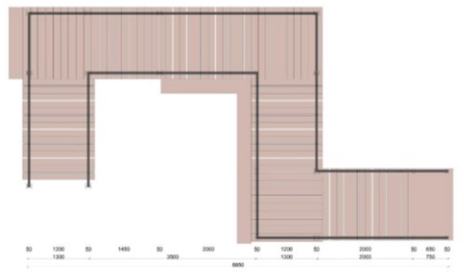

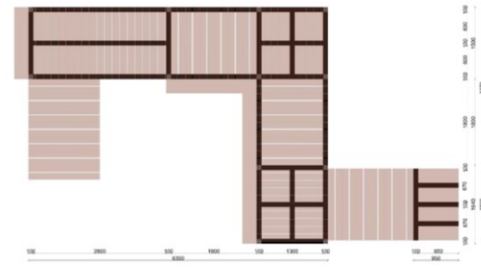

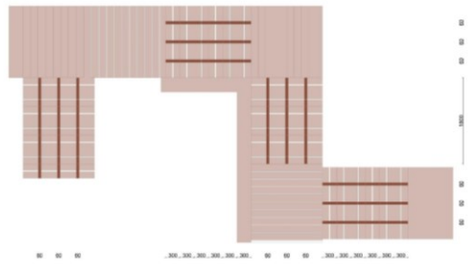

P2 PLAN 2
MS RAILING

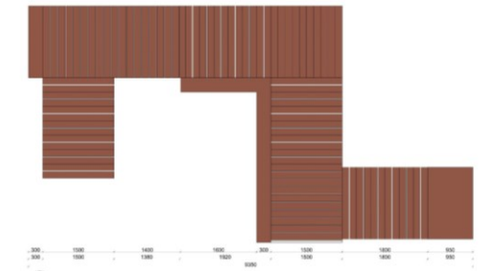

P3 PLAN 3
MS SUBSTRUCTURE



P4 PLAN 4
WOODEN STRINGER

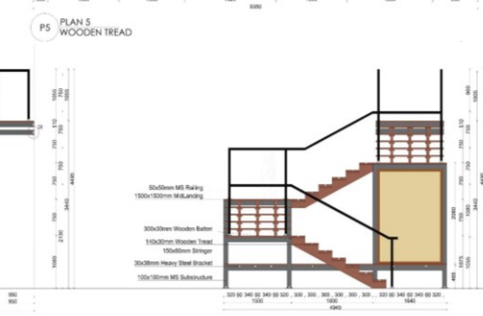

P5 PLAN 5
WOODEN TREAD

E1 FRONT ELEVATION

S1 SECTION 1

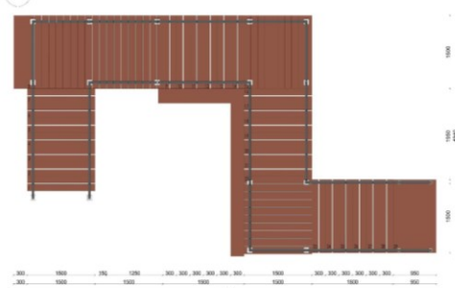

P1 PLAN 1

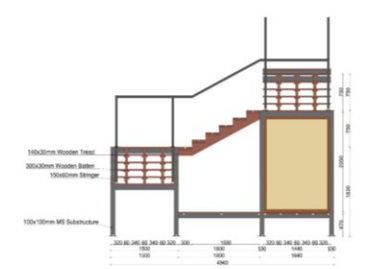

S2 SECTION 2

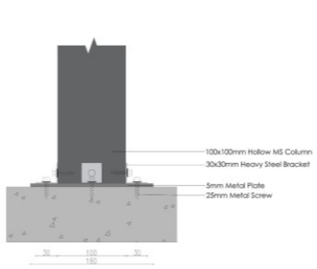

D1 DETAIL 1
MS COLUMN TO GROUND



D2 DETAIL 2
STRINGER TO GROUND

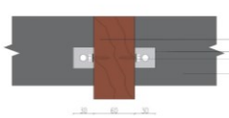

D4 DETAIL 4
STRINGER TO MS COLUMN

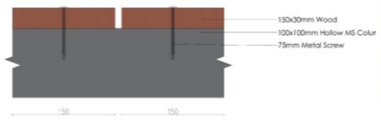

D5 DETAIL 5
TREAD TO MS COLUMN

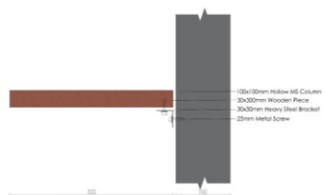

D3 DETAIL 3
SITTING ELEMENT TO COLUMN



D6 DETAIL 6
TREAD TO STRINGER



D8 DETAIL 8
SITTING ELEMENT TO COLUMN

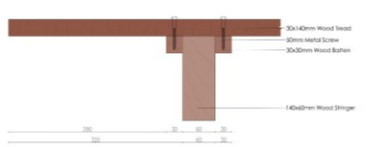

D7 DETAIL 7
TREAD TO STRINGER

DISPLAY ELEMENT AND DOOR DESIGN







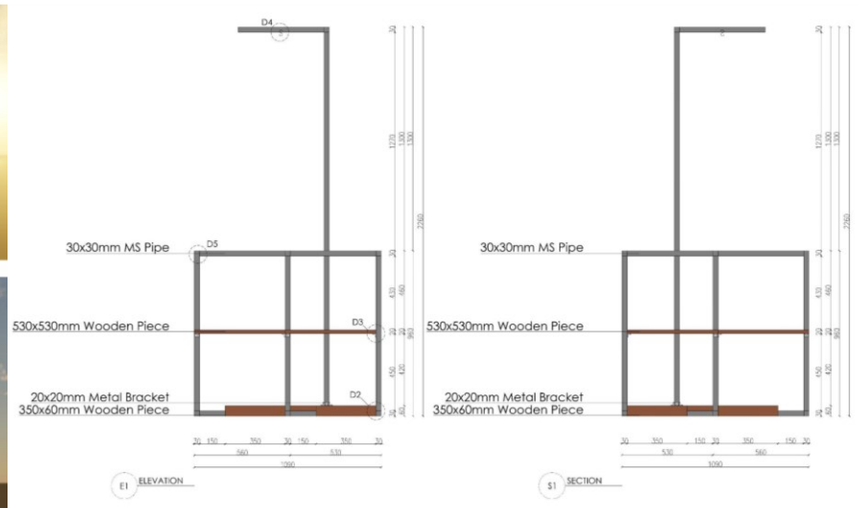

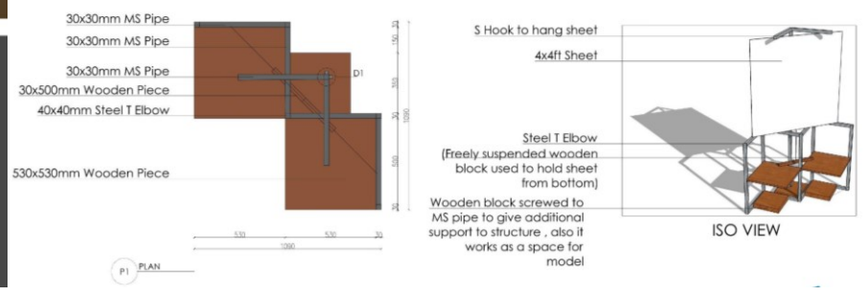







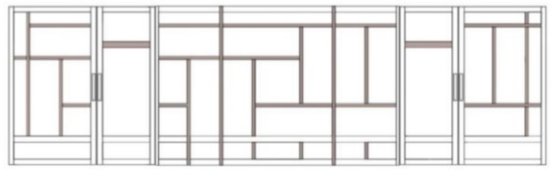

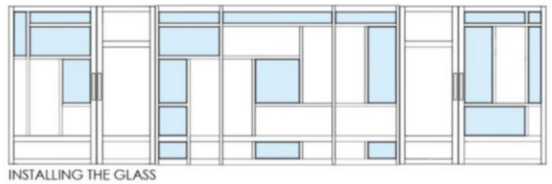

INSTALLING THE GLASS



HORIZONTAL PANELING

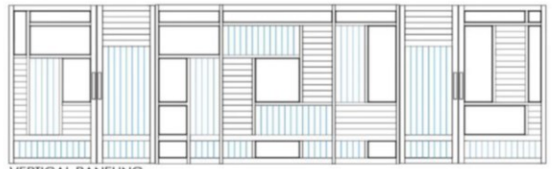

VERTICAL PANELING

MATERIALS USED IN MAKING:

30x30mm MS Pipe
-500mm(10)
-900mm(5)
-2160mm(1)
32x32mm L Pipe(4)
32x32mm T Pipe(7)
350x60mm Wood(3)
530x530mm Wood(2)
20x20 Brackets(8)
20mm Bolt(8)
55mm Bolt(4)
S Hook(4)

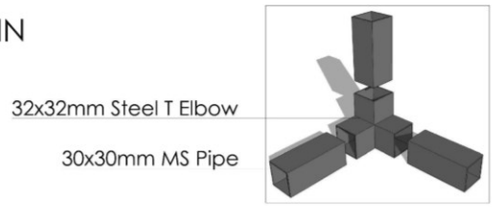

D1 DETAIL 1
3 WAY CONNECTION

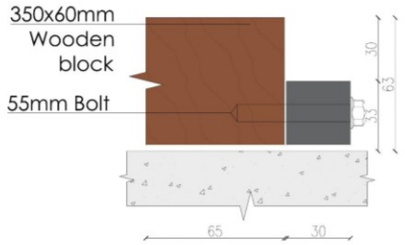

D2 DETAIL 2
WOOD TO MS PIPE WITH BOLT

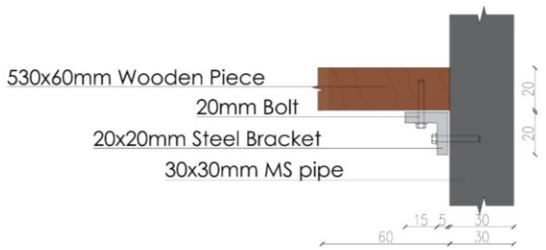

D3 DETAIL 3
WOOD TO MS PIPE
WITH BRACKET

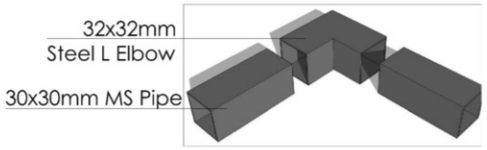

D4 DETAIL 4
WOOD TO MS PIPE WITH BRACKET



SEM
6

EXPLORATION IN DESIGN

MATERIAL IN FOCUS

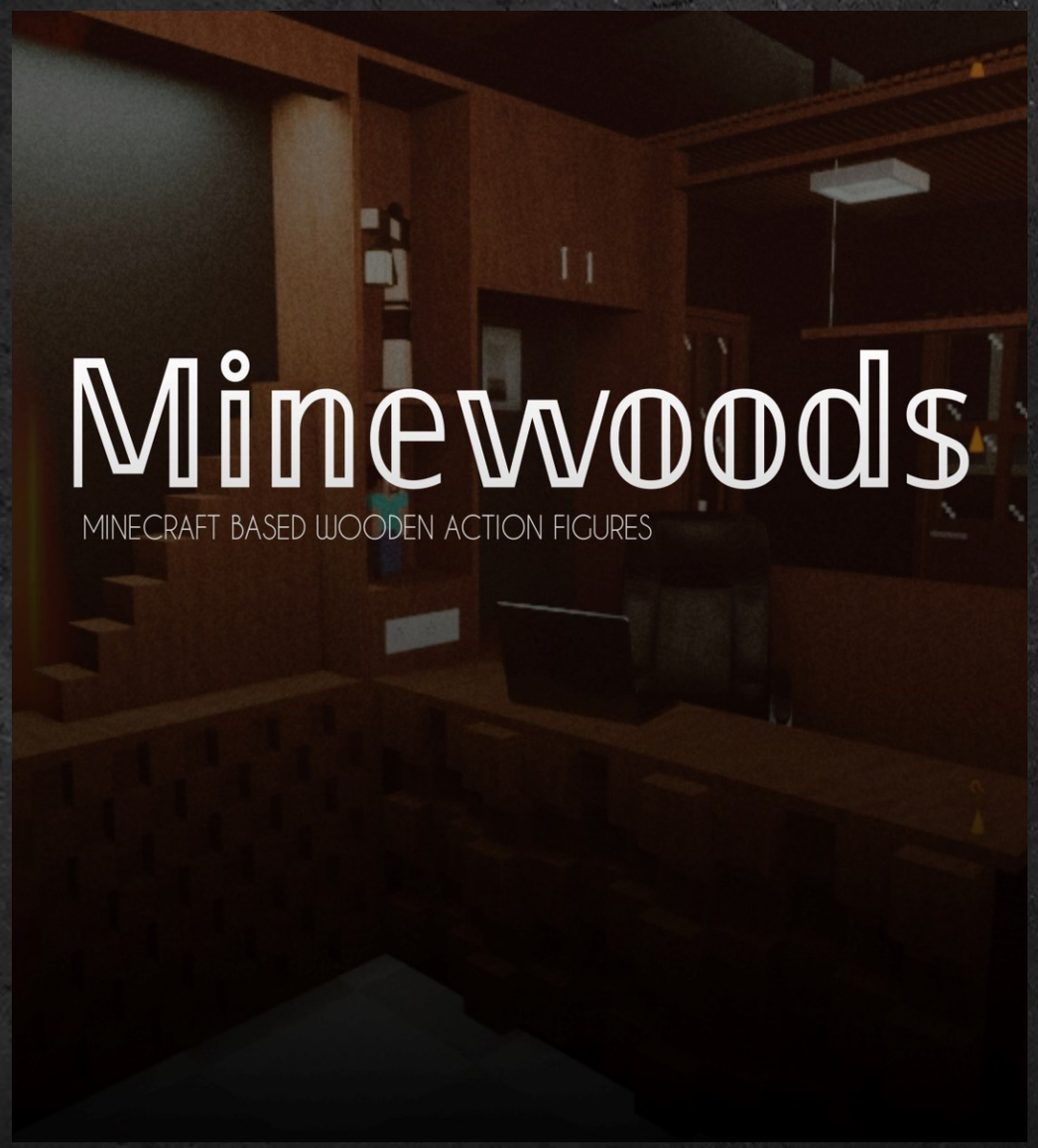

PROJECT BRIEF:
MINEWOODS IS A PLACE WHERE YOU CAN GET YOUR OWN CUSTOMIZED MINECRAFT ACTION FIGURES . MAIN CONCEPT OR THE KEYWORD OF THIS PROJECT WERE WOOD & BLOCKS , AS THE WHOLE GAME OF MINECRAFT IS BLOCK BASED IN GRAPHICS AND HAVING WOOD AS PRIMARY SOURCE. ALSO, THE FURNITURE IS DESIGNED IN A WAY THAT IT LOOKS LIKE SOME KIND OF BLOCKY STRUCTURE. ALSO, THE GAME LOOKS AWESOME IN NIGHT TIME DUE TO LIGHTING , SO DARK AMBIENT LOOK IS MADE FOR OFFICE . COMBINATION OF BLACK WALLS , WOODEN FURNITURE AND GREYISH , WOODEN FLOORING MAKES IT LOOK COOL:)

FLOOR PLANS & RENDERS

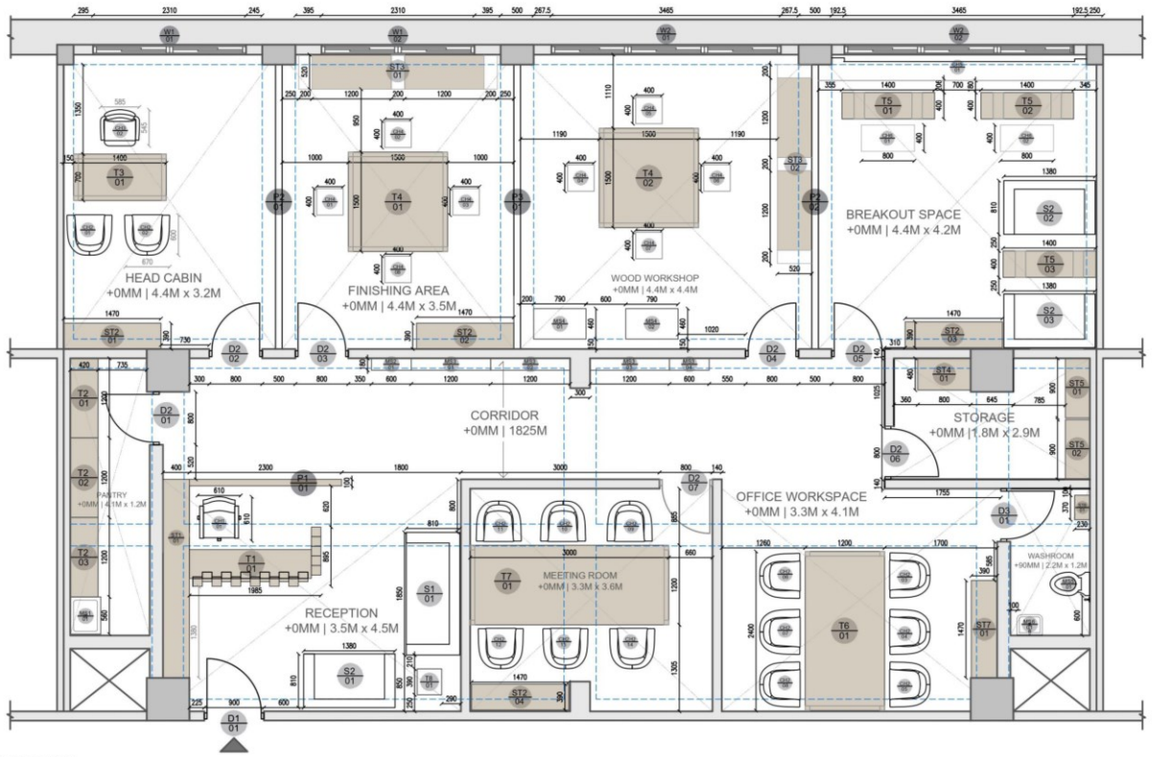

P9 CODING PLAN

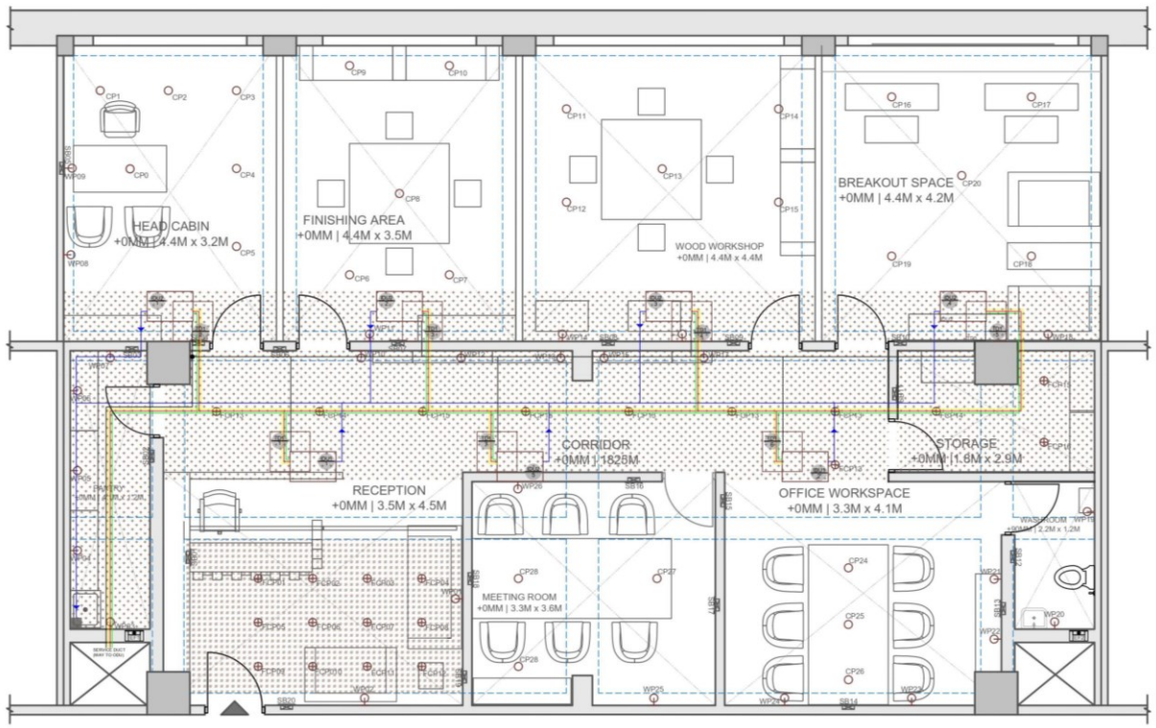

P12 CONSOLIDATED PLAN





STORAGE WITH DISPLAY DESIGN





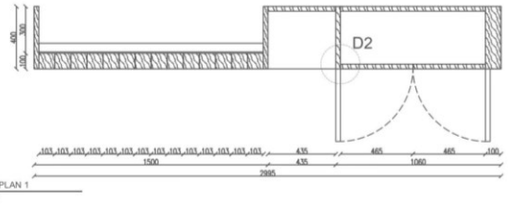

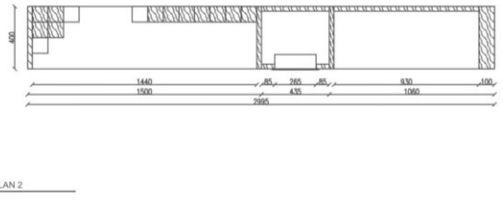



SEM
7

THEATRE STAGE DESIGN

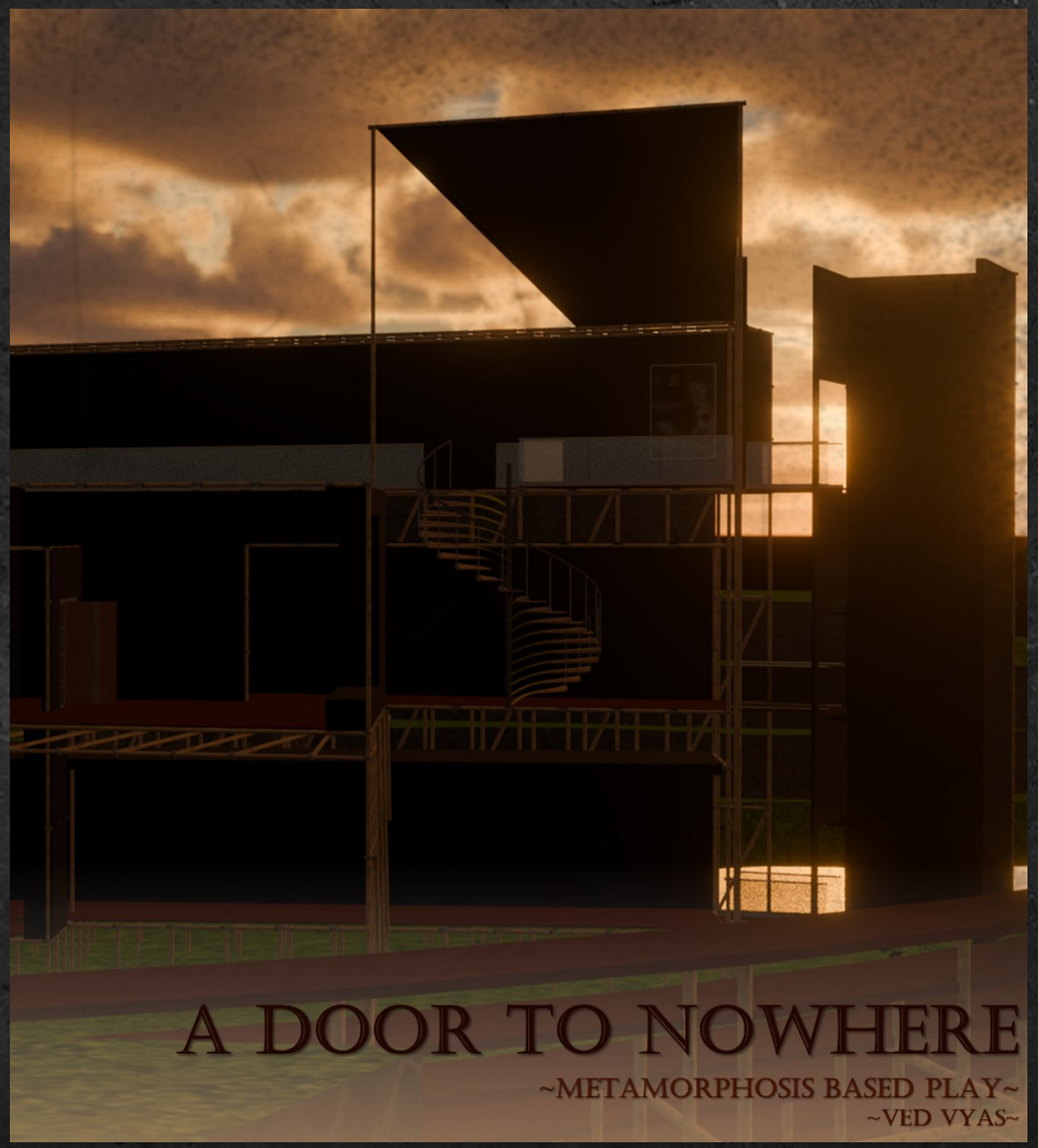

PROJECT BRIEF:
"A DOOR TO NOWHERE" IS A PLAY BASED ON TEXT "METAMORPHOSIS BY KAFKA". THE THREE DOORS IN GREGOR'S ROOM LEAD TO THREE DIFFERENT PLACES (HALLWAY, PARENTS ROOM, SISTER'S ROOM BUT HE CANNOT MOVE TO ANY OF THEM. HE IS ALIENATED, ISOLATED IN HIS SPACE FROM REST OF THE FAMILY. THERE ARE DOORS IN HIS ROOM BUT ARE OF NO USE TO HIM WHICH MAKES THEM USELESS. THE DOORS LEAD TO THE ROOMS BUT FOR GREGOR IT DOESN'T. HENCE EVEN AFTER THERE ARE DOORS PRESENT, GREGOR COULDN'T USE IT AND EVENTUALLY IT DOESN'T LEAD TO ANY ROOM FOR HIM…. THREE SPACES SHOWN IN THE TEXT OF METAMORPHOSIS ARE ALIGNED WITH THREE MODULES OF SPACES BUT SHOWN THE DESIGN ISOLATED FROM EACH OTHER.

CONCEPT AND STAGES

CONCEPT MODEL

INITIAL SKETCHES

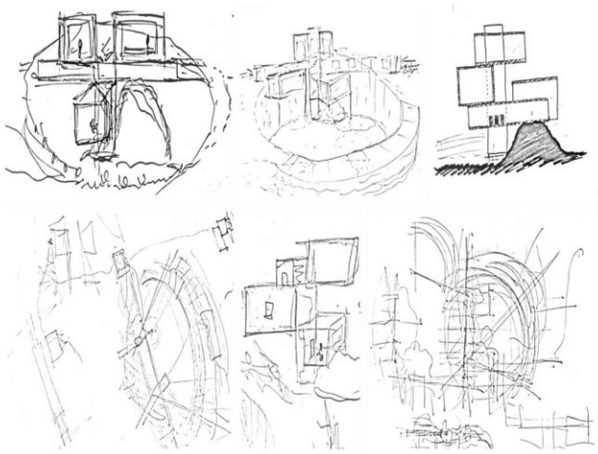

CONCEPT MODEL 2



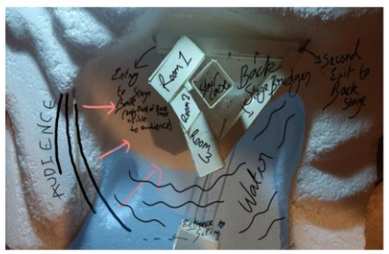

This model is little bit based on horizontal axis unlike previous model. Here the reference is taken from the frame of three windows from storyboard.

This part helped in creating this model as I used these three windows to show three spaces
Like previous model , this model also contains backstage bridges(it's common now☺)
These model also contains a vertical element for staircase
As this model was made after site model was ready , this was a bit more accurate than last one on basis of scale.

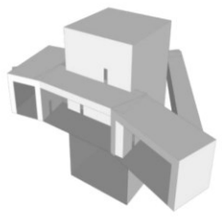

3D Draft 1

CONCEPT MODEL 1





Dark ambience would be created by low lights because it would go well with my concept about being isolated, depressed(dark theme)
Based on the sketches , this was a start point for model
Creating spaces joint by a vertical part which would act as staircase , a bridge for backstage
Vertical part would work as staircase (It would be mostly be open , like you can see what's happening there)
Long horizontal bridge would be here which would work as backstage.

SITE MODEL (1:200)



Making of theatre stage on actual quarry's site model. This helped brush up concepts and check structural working of scaffolds. Three larger spaces connected by narrow bridges is something which is carried from the start of making this stage.



MAKING OF THEATRE SPACE

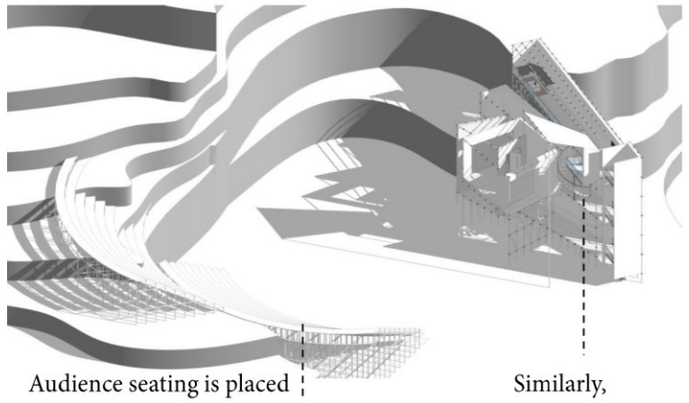

Audience seating is placed in a way that it looks like a **continuation to quarry's curve**

Similarly, stage is also designed as a continuation

As a whole , After making the stage and audience seating, the incomplete quarry would create **sense of enclosure**. This space is now completely separated from the outside world (just like Gregor was ☺)

Quarry, an abandoned site is **alienated , isolated , hidden** from the society can be related to theme of the play **The Metamorphosis** by Kafka. The **dramatic background** would enhance the **dark** and **depressing** storyline.

The final stage design is made as if its an opening of a box , like revelation of next level. This same thing is followed in scene of quarry as well , the hidden quarry doesn't show itself as whole at once but **slowly reveals** itself as we move towards it.

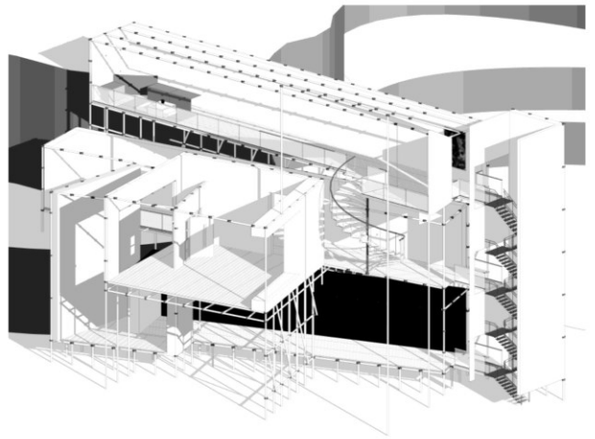

Design can be related to a space which shows that how each one of people living in a same space have a different life. The design shows that how people has their own **separate worlds.** The change in axis or rotation in tunnels as we come down represents some kind of **revelation.**

The three tunnels are leading to a larger space. These larger spaces are broad in front and get **narrower** which shows that things are going to be **depressing.**

The Rooms on level2 and level3 are intersecting which creates a **distorted image** which creates **sense of conflict** which would eventually lead to **rise in tension**

Coding Scenes:

1)Stationary Set: The room where Gregor gets up finding himself turned into a beetle.
2)Within Room:
-Early Transformation(room and object)
-Family calling Gregor
-Encounter with his own body movements
-Entry of Chief Clerk
3)Routine 1:
-Slow transformation of room(Furniture)
-Memories of past
-Father is earning , change of responsibility from Gregor to his family
-Encounter with family(fainting, rush , moving objects)
-Angry father's encounter
4)Routine 2:
-Junk room , moving furniture
-Visitors
-Room cleaning
5)Tenants:
-Table , Dining , Music , Encounter

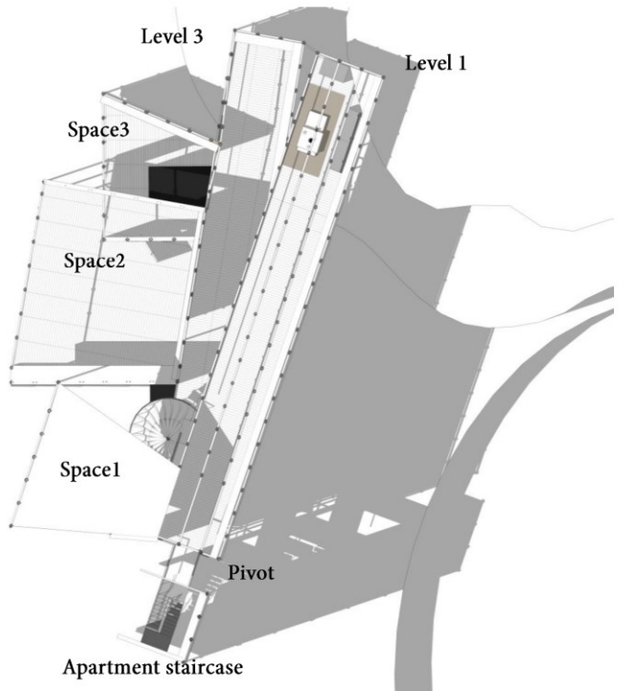

SCENE PLANNING AND EXPLODED VIEW

SCENES

SCENE 1:

This is start of the story where Gregor wakes up and finds himself turned into a beetle. The space or room of Gregor is getting narrower which would show that the play is going to depressing as story proceeds.
In the initial scene , the parents would be sitting in living room , dinning area which are present in corridor of level 1. They would later on call Gregor.
After Failed attempts they would go down to level 2.
Clerk would enter the play from apartment staircase and meet parents at level 2.
Then they will use the spiral staircase to move to level 1 and call Gregor.
Actors: Gregor , Mom , Dad , Sister , Clerk
Visualizing :





Planning:

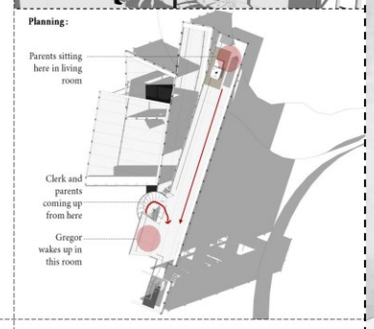

SCENE 2:

Here Clerk , parents and sister encounters Gregor in his all-new form for the first time.
They all climb up to his room on level1 and call him. Spiral staircase here represents confusion which family and clerk were feeling when Gregor didn't open his room's door.
When the door opens after immense struggle of Gregor , all of the members are shocked to see that transformed beetle. The rush scene takes place on level 1 where clerk runs away directly from the apartment staircase this time while parents move towards the living room.
Later father hits Gregor back to his room
Actors: Gregor , Mom , Dad , Sister , Clerk
Visualizing :



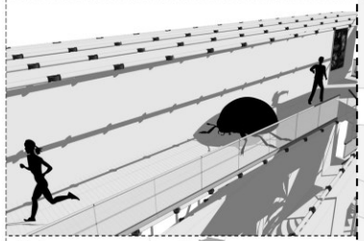

Planning:

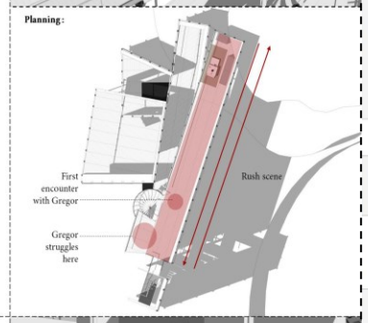

SCENE 3:

Gregor sneaks into musical performance by his sister which was unappreciated by the three tenants. She was performing on the level 3 Infront of the tenants.
When Gregor comes down to level 3 after hearing a violin play , Tenants see him for first time gets entertained by Gregor more than the sister's performance.
Final Encounter of father and sister with Gregor takes place here. But at last, end of Gregor takes place in balcony only…
As the story ends all members of family would be at level2 facing towards the audience in a sense of relief with body of Gregor lying in the small space of balcony behind them
Actors: Gregor , Mom , Dad , Sister , Three Gentlemen
Visualizing :

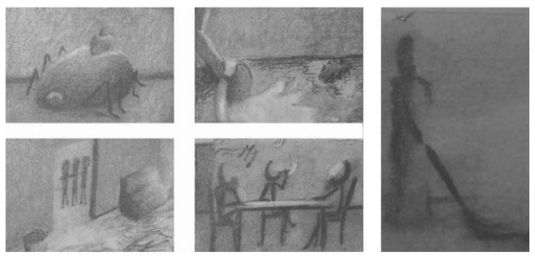

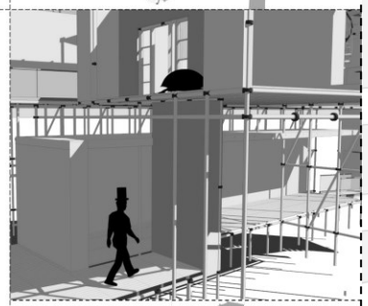

Planning:

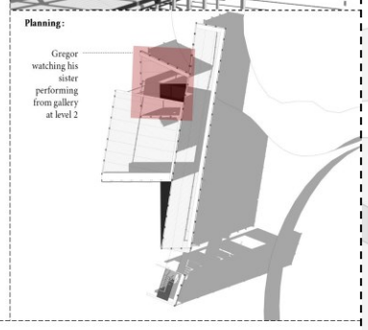

EXPLODED VIEW

- A Stage
- B Scaffolding
- C Flooring and Staircase
- D Vertical Planes
- E Seating
- F Scaffolds for seating
- G Wooden planks



STRUCTURAL EXPLODED

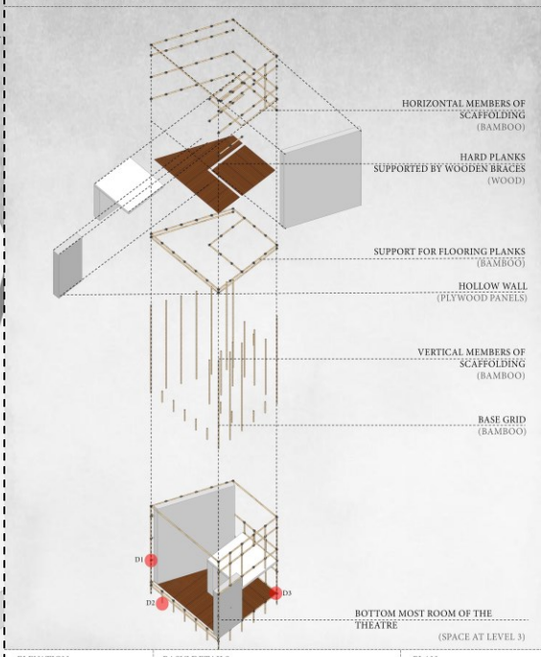

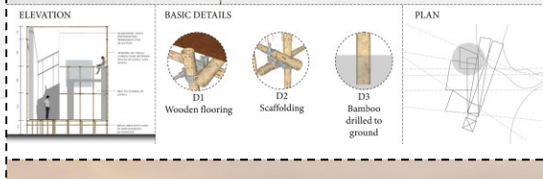



SEM
9

DESIGN FOR BELONGING

INSTITUTIONAL DESIGN



PROJECT BRIEF:
EXPLORING THE DESIGN OF SPACES ROOTED IN VALUES OF COLLABORATION, INTERACTION AND, MOST IMPORTANTLY, BELONGING. THE PROCESS BEGINS WITH HOSTEL ROOM PLANS THAT ESTABLISH THE IDEA OF INDIVIDUAL BELONGING AND THESE INSIGHTS ARE THEN SCALED UP TO THE DESIGN OF THE ACADEMIC BLOCK (A LARGER COLLECTIVE FRAMEWORK THAT FOSTERS COMMUNITY LEARNING AND SHARED BELONGING).

ACCESSIBLE HOSTEL ROOM PLAN

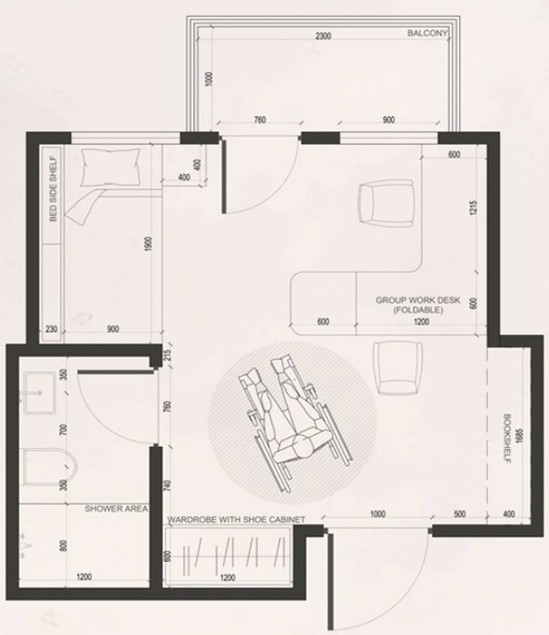

P1 STANDARD ROOM T1
1:20

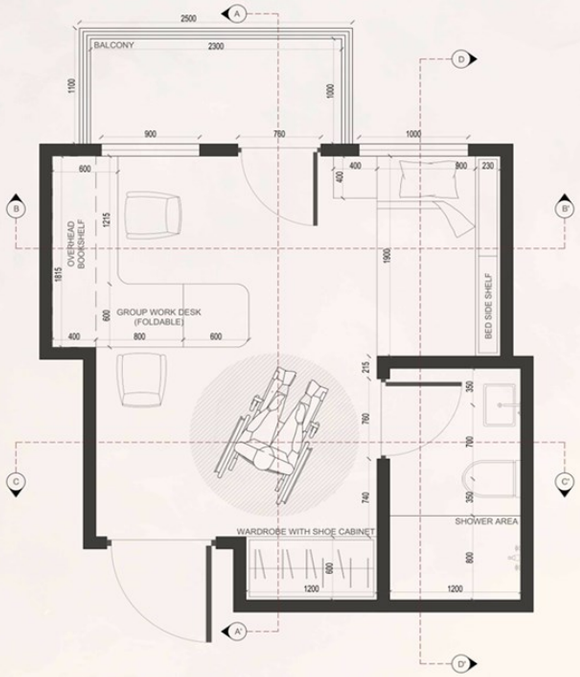

P2 STANDARD ROOM T2
1:20

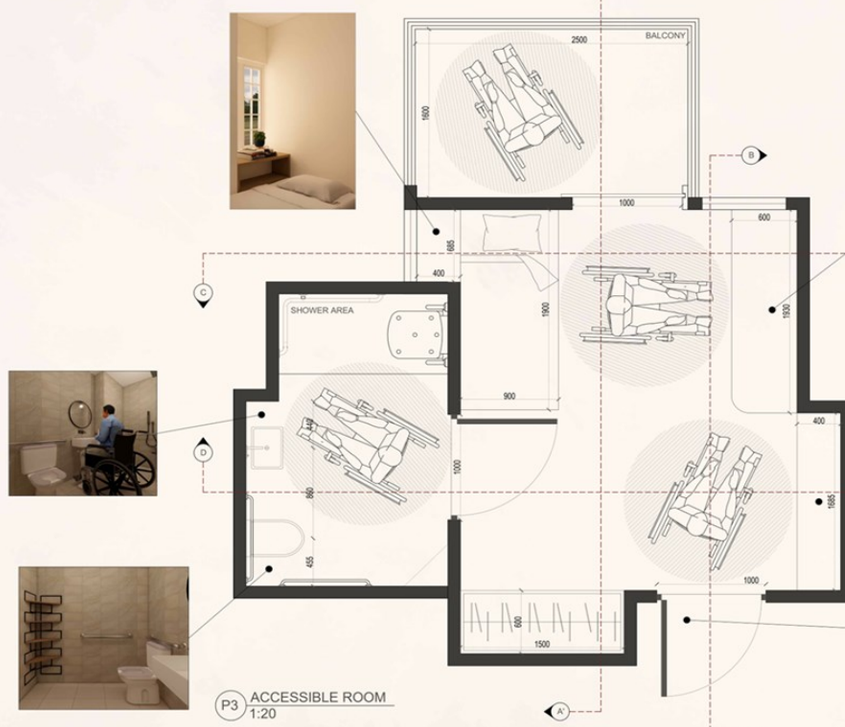

P3 ACCESSIBLE ROOM
1:20





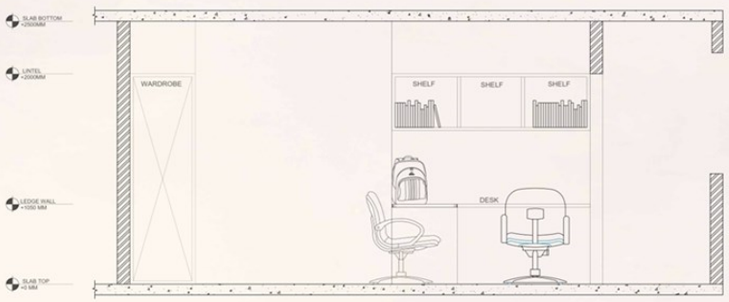

S SECTION A-A'



S SECTION B-B'

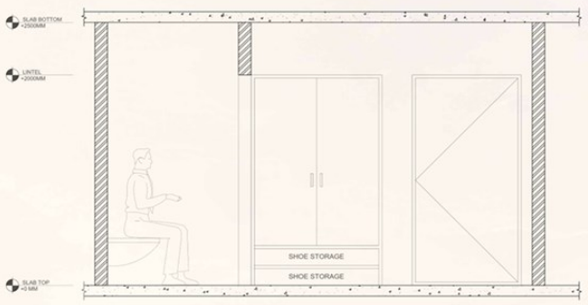

S SECTION C-C'

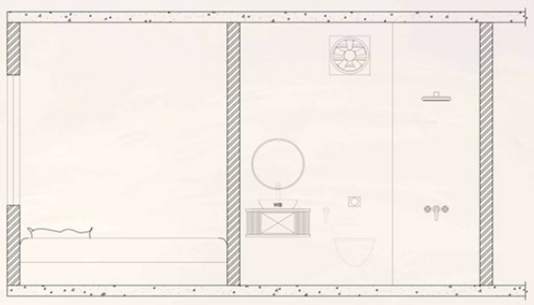

S SECTION D-D'

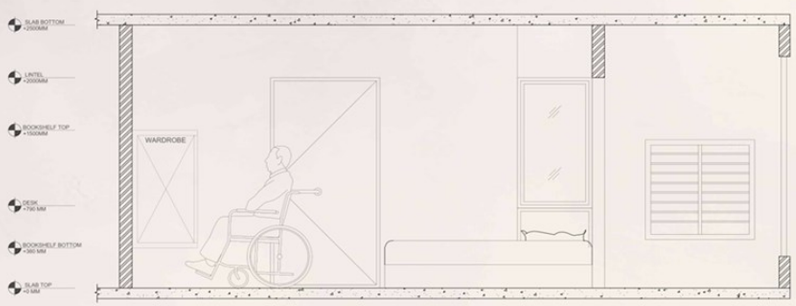

S SECTION A-A'

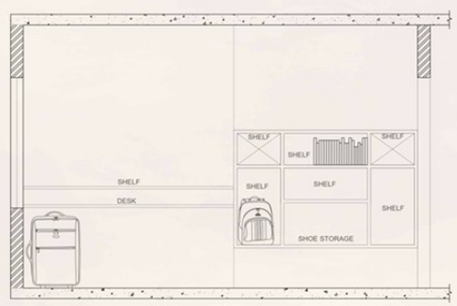

S SECTION B-B'

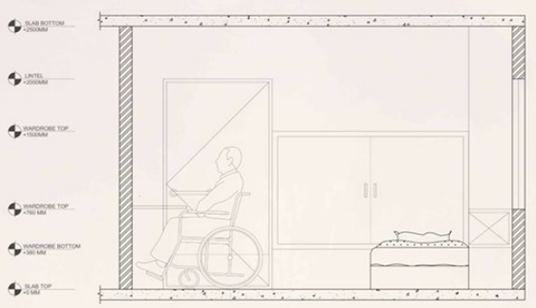

S SECTION C-C'

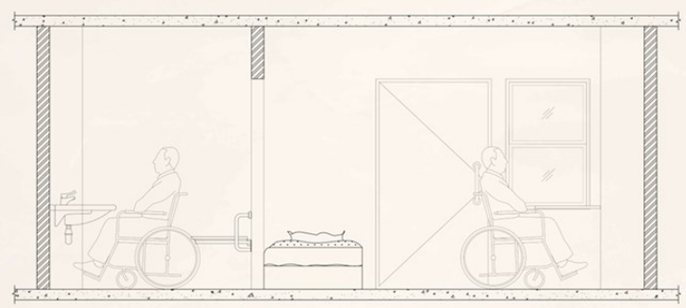

S SECTION D-D'

HOSTEL BLOCK DESIGN

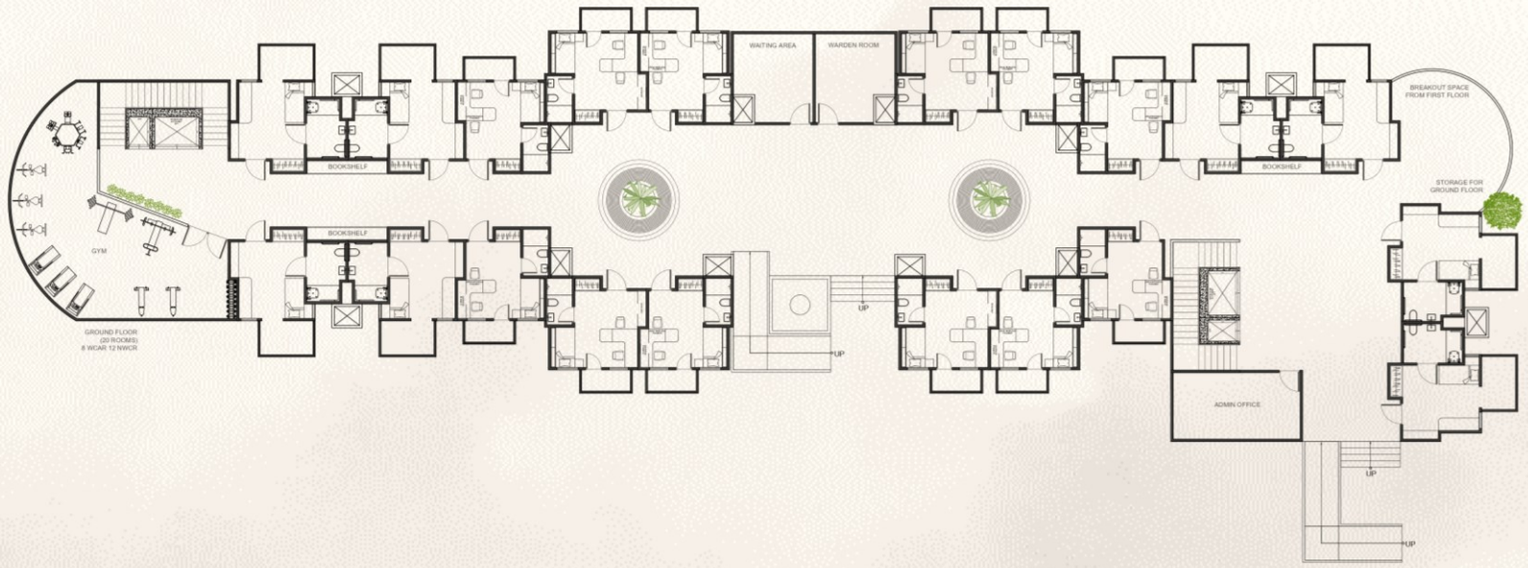



OCCUPANCY OF 220 STUDENTS PER BLOCK

FIRST FIVE FLOORS WITH 8 ROOMS FOR WHEELCHAIR USERS PER FLOOR (40 ROOMS)

12 ROOMS FOR NON DISABLED PERSON PER FLOOR (180 ROOMS)



ACADEMIC BLOCK (IIM INDORE)

ACADEMIC BLOCK
FT. KITE

250-SEATER AUDITORIUM



REFLECTION ZONE



RECEPTION WITH HALL PF FAME
MERGED WITH FOLDS OF BELONGING



75-SEATER CLASSROOM



KITES CAFE





MANAGEMENT CLASS

HORSESHOE CLASSROOM | 75 SEATER









AUDITORIUM | 250-SEATER









AUDITORIUM
250-SEATER



HORSESHOE CLASSROOM
75-SEATER



SEM
10



STUDIO ORNARE

ORNAMENTATION AND ITS ARTICULATION IN INTERIOR REALM

PROJECT BRIEF:

M2 TOFFEE TALES

EXPLODED ISOMETRIC

DISPLAY ELEMENT





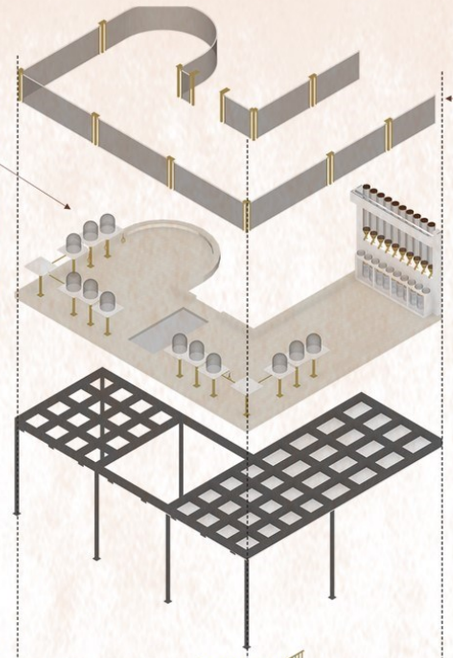



RAILING





MEZZANINE FLOOR

WOODEN FLOORING

MEZZANINE STRUCTURE

STREET FACING FACADE







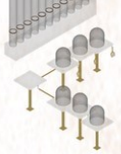



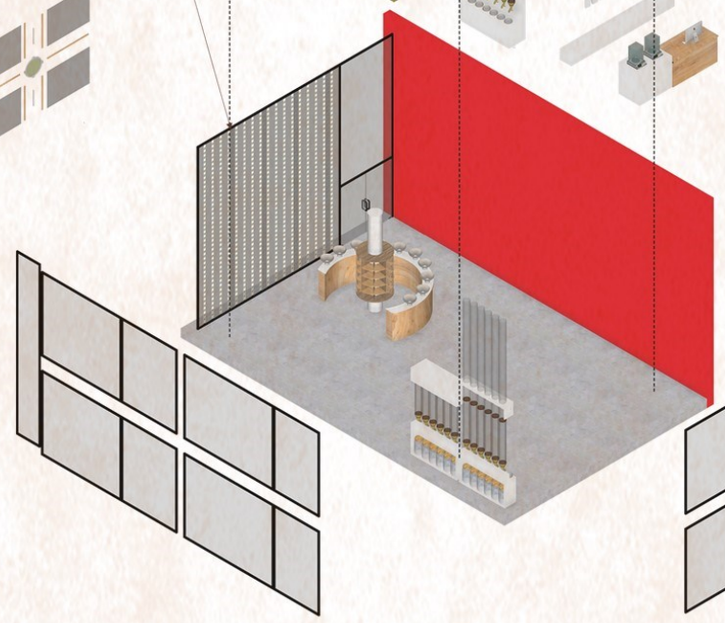



STAIRCASE

STAIRCASE RAILING



RECEPTION AREA





MS BOX

TINTED GLASS

WOOD

JOINERY DERIVATION



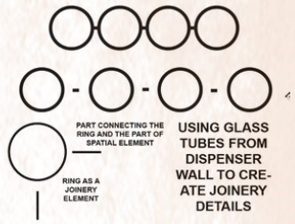

USING GLASS TUBES FROM DISPENSER WALL TO CREATE JOINERY DETAILS

ORNAMENTATION EMERGES FROM CONSTRUCTION THROUGH MODULAR REPETITION AND SPACER ELEMENTS

STAIRCASE EXPLODED

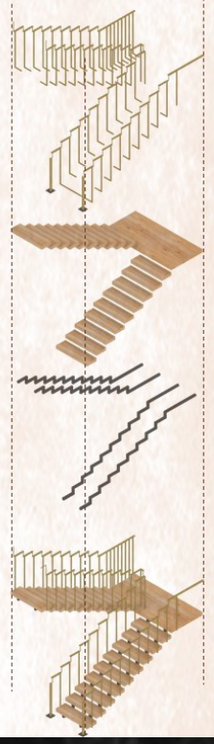







M3 CRYSTALLIZING EXPERIENCES

CENTRE FOR TRADITIONAL INDIAN CONFECTIONERY IS A PLACE WHICH SERVES AS RETAIL, INDUSTRIAL AND INSTITUTIONAL SPACE. THE CORE CONCEPT IS DERIEVED FROM THE PROCESS OF CRYSTALLIZTION, WHERE LIQUID SUGAR TRANSFORMS INTO STRUCTURAL SOLID FORMS, DEFINING THE MAKING OF TRADITIONAL INDIAN HARD TOFFEES AND CANDIES.
CRYSTALLIZATION IS INTERPRETED AS A SPATIAL AND ORNAMENTAL SYSTEM THAT INFORMS THE ORGANIZATION OF SPACE, MATERIAL ARTICULATION AND USER EXPERIENCE. THE PROGRAM INTEGRATES EXHIBITION, LIVE PRODUCTION, TRAINING AND RETAIL AREA.



SITE

SITE: IMAGINE STUDIO AT THE TREE
DESIGNED BY: STUDIO LOTUS
LOCATION: MUMBAI
AREA: 1000 SQM
YEAR: 2015
ADAPTIVE REUSE



SITE AS WHAT?

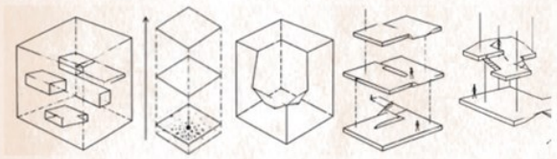

SPACE PLANNING AND SPATIAL DECISIONS

SITE WORKS AS:

RETAIL
SMALL SCALE PRODUCTION
WORKSHOP
CAFE



THE PROJECT DERIVES FROM THE IDEA OF A TRANSPARENT CONTAINER HOLDING A FIELD OF FRAGMENTED ELEMENTS, WHERE CONTROLLED BOUNDARIES ENCLOSE A DYNAMIC, LAYERED INTERIOR CONDITION

LAYOUT EXPLORATIONS



PROCESS OF ORNAMENTATION

TOFFEE - SUGAR - SUCROSE

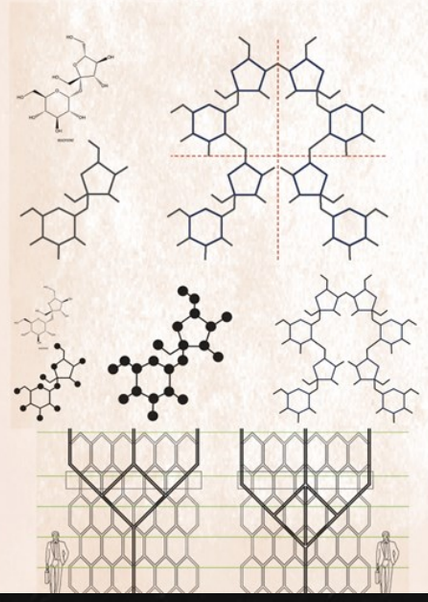

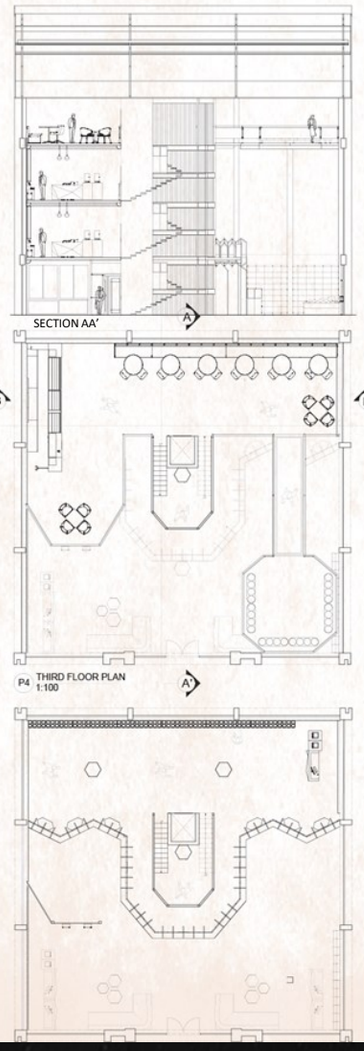

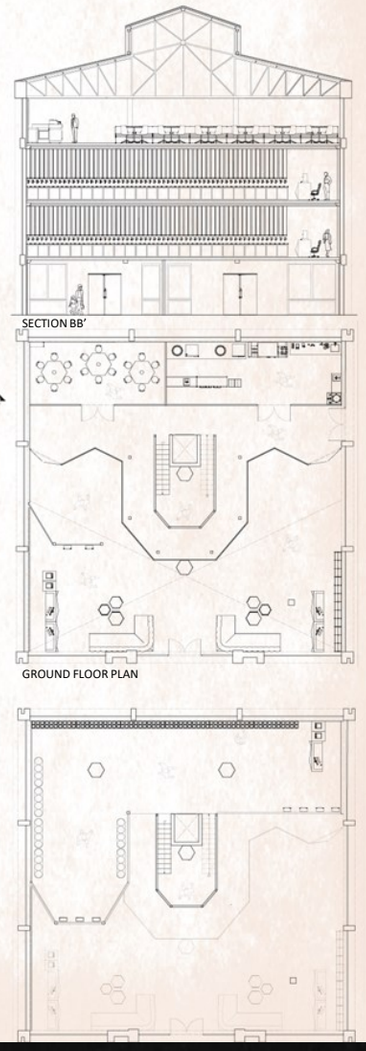

EXPLODED STAIRCASE



ISO METRIC EXPLODED VIEW



DISPLAY ELEMENT

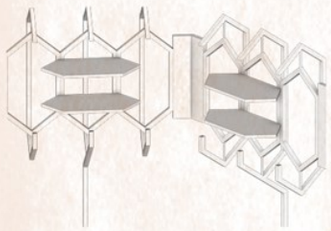



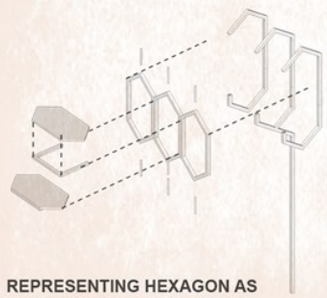



REPRESENTING HEXAGON AS CRYSTAL SCATTERED IN ALL THREE AXIS

INTERNSHIP

OFFICE TRAINNG WORK

01

HOTEL PALM VIEW
(MT.ABU)

DESIGNING

WORKING
DRAWINGS

RENDERS

CLIENT MEETINGS

ROOM 4 DESIGN OPTIONS









Exploring varied backdrop designs to balance aesthetics and ambiance—each option offers a unique interpretation of modern rustic charm. From bold accents to subtle warmth, these variations enhance the guest experience.

ROOM 4 FURNITURE LAYOUT

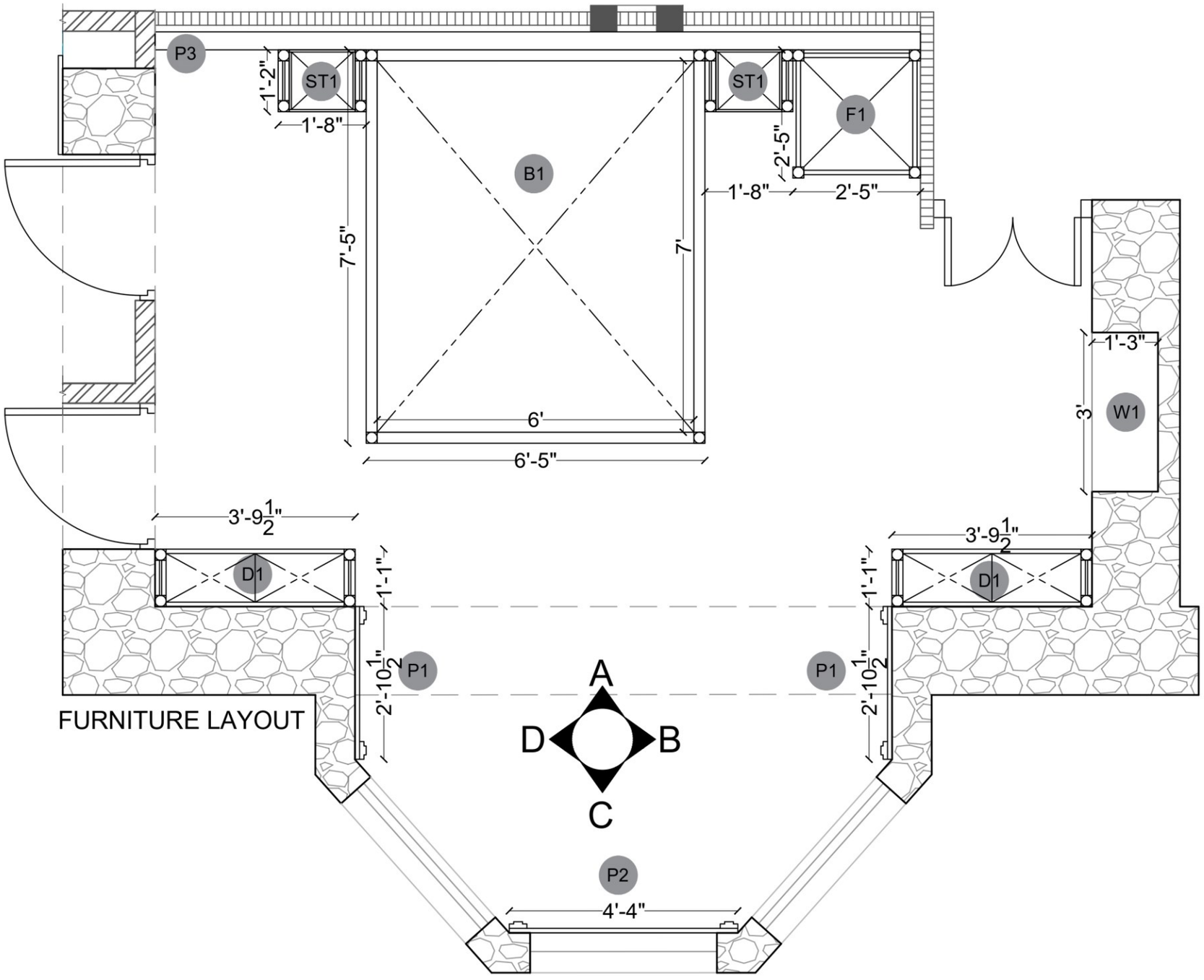

FURNITURE LAYOUT

DATE	ISSUED FOR	REV. NO.
05-05-2025	DISCUSSION	R0

NOTES :

* ALL DIMENSIONS ARE IN FEET UNLESS OTHERWISE SPECIFIED.
* ALL DIMENSIONS ARE TO BE READ NOT TO BE SCALED.
* ANY DISCREPANCY FOUND IN DRAWING OR ON SITE INFORM ARCHITECT OFFICE BEFORE COMMENCEMENT THE WORK.

LEGEND:

- P1 — PANEL TYPE 1
- P2 — PANEL TYPE 2
- P3 — PANEL TYPE 3
- D1 — DRESSING TABLE
- ST1 — SIDE TABLE 1
- F1 — FRIDGE CABINET
- W1 — WARDROBE
- B1 — BED

TASHAVI
ARCHITECT & STRUCTURAL CONSULTANTS,
4/A, DIVYAJYOT SOCIETY, BHAIRAVANATH ROAD,
MANINAGAR, AHMEDABAD.
(M) +91 99246 26607
E.MAIL:– parikh.vinit@gmail.com

VEDANT CONSULTANTS
T V MOJIDRA
C-105 DEV ADITYA, OPP. BAGBAN
PARTY PLOT, THALTEJ-SHILAJ ROAD,
THAJTEJ, AHMEDABAD-59
TEL: 79- 4848 0020
EMAIL: info@vedantconsultant.org

PROJECT:	PALM VIEW HOTEL, ABU- MEHULBHAI
P. NO. :	2219

DRAWING TITLE:
ROOM 4 PLAN

PURPOSE OF ISSUE:	SCALE : N.T.S	APPROVED:
DISCUSSION		

DATE	DRAWN BY:	CHECKED BY:
05-05-2025	VED	

DRAWING NO :-

REV NO.
R0

THIS DRAWING IS THE PROPERTY OF VEDANT DO NOT USE WITHOUT PRIOR PERMISSION.

BED DESIGN

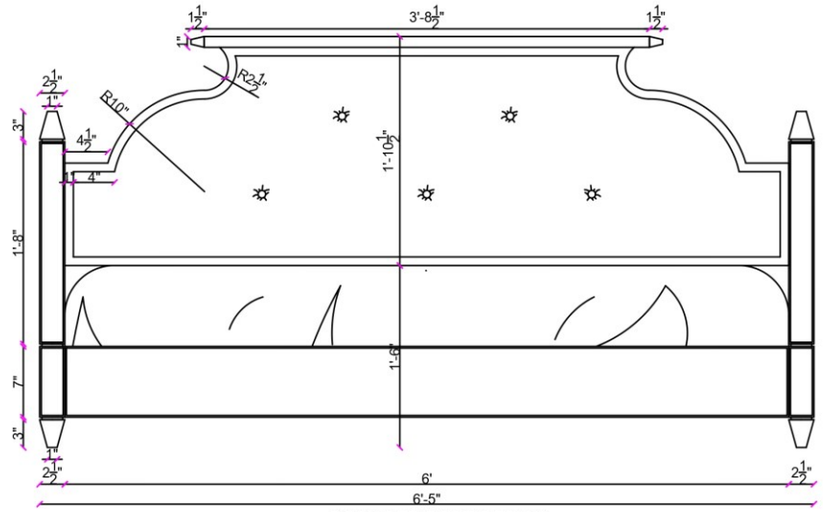

BACK BED POST DESIGN

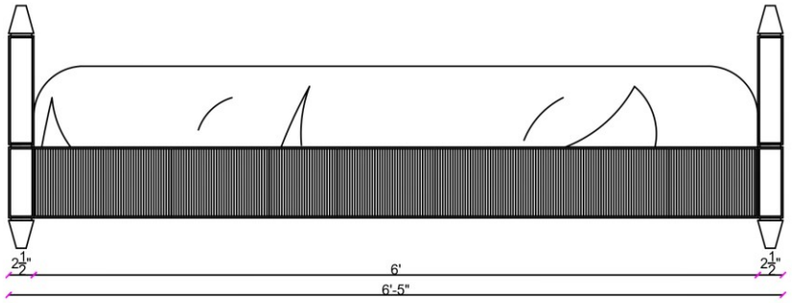

FRONT BED POST DESIGN



REFERENCE

BED POST DETAIL

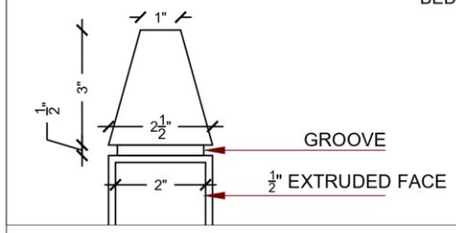





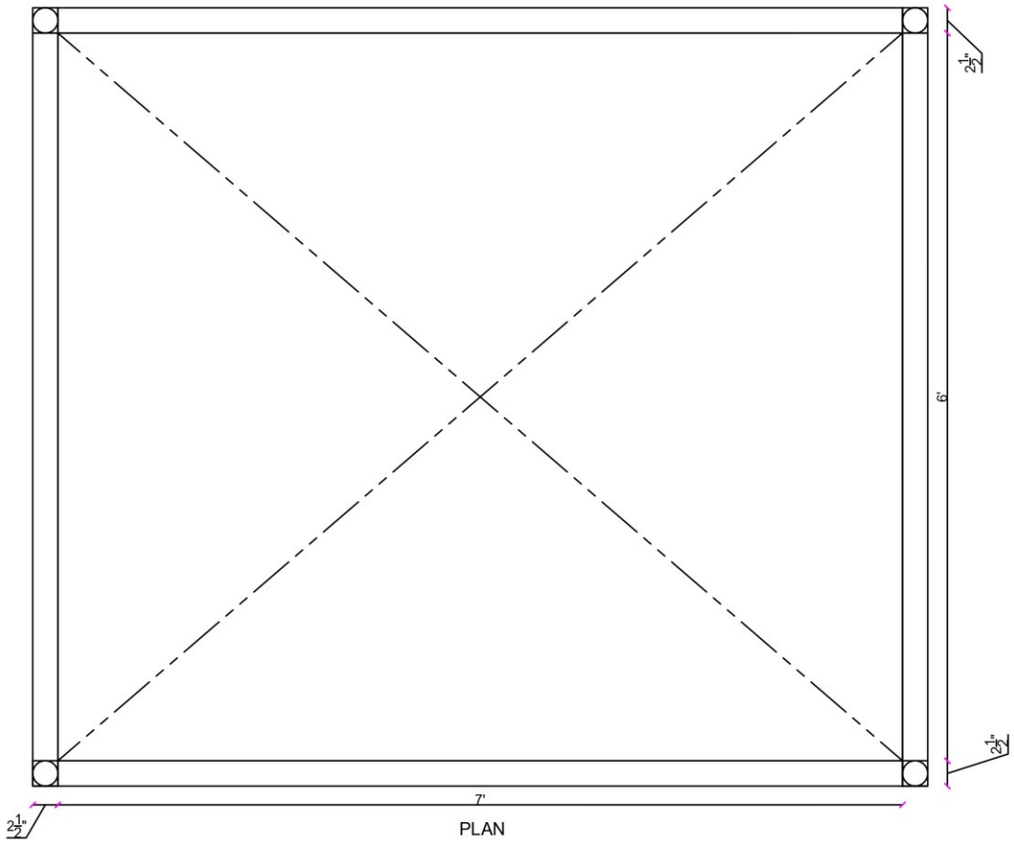

PLAN

DATE	ISSUED FOR	REV. NO.
05-05-2025	DISCUSSION	R0

NOTES :

* ALL DIMENSIONS ARE IN FEET UNLESS OTHERWISE SPECIFIED.
* ALL DIMENSIONS ARE TO BE READ NOT TO BE SCALED.
* ANY DISCREPANCY FOUND IN DRAWING OR ON SITE INFORM ARCHITECT OFFICE BEFORE COMMENCEMENT THE WORK.

TASHAVI
ARCHITECT & STRUCTURAL CONSULTANTS,
4/A, DIVYAJYOT SOCIETY, BHAIRAVANATH ROAD,
MANINAGAR, AHMEDABAD.
(M) +91 99246 26607
E.MAIL:– parikh.vinit@gmail.com

VEDANT CONSULTANTS
T V MOJIDRA
C-105 DEV ADITYA, OPP. BAGBAN
PARTY PLOT, THALTEJ-SHILAJ ROAD,
THAJTEJ, AHMEDABAD-59
TEL: 79- 4848 0020
EMAIL: info@vedantconsultant.org

PROJECT:	PALM VIEW HOTEL, ABU- MEHULBHAI
P. NO. :	2219

DRAWING TITLE:
BED DESIGN

PURPOSE OF ISSUE:	SCALE : N.T.S	APPROVED:
DISCUSSION		
DATE	**DRAWN BY:**	**CHECKED BY:**
05-05-2025	VED	

DRAWING NO :-

REV NO.

R0

THIS DRAWING IS THE PROPERTY OF VEDANT DO NOT USE WITHOUT PRIOR PERMISSION.

ROOM 9 DESIGN



Context & Concept

Located on the first floor, Room 9 is the smallest room in the hotel and intentionally breaks away from the overarching design theme followed throughout the property. While the rest of the hotel maintains a consistent modern rustic style, this room offers a unique, tropical-inspired escape. Its compact layout is maximized through smart spatial planning and bold visual elements, giving it its own distinct character.



02

VASHISHT
(SHANTIGRAM)

DESIGNING

WORKING
DRAWINGS

SITE AND
AGENCY HANDLE

RENDERS

CLIENT MEETINGS

CONCEPT



Project Context:
This interior design was crafted for a spiritually-inclined client fondly known as *Guruji*, who wished to reflect his deep connection with Varanasi—the cultural and spiritual heart of India. The design celebrates the sacred ambiance of the holy city while blending it seamlessly into a contemporary, compact living environment.

DAUGHTER'S BEDROOM







ON SITE EXECUTION





TV AND DINING CABINET





STUDY TABLE AND WARDROBE (DAUGHTERS BEDROOM)







MASTER BEDROOM

03

HOTEL TRINITY
(AHMEDABAD)

DESIGNING

WORKING
DRAWINGS

SITE AND
AGENCY HANDLE

RENDERS

CLIENT MEETINGS

ROOM DESIGN



Design Concept

The hotel room follows a contemporary modern design language that emphasizes minimalism, elegance, and user comfort. A neutral palette of warm beige, off-white, and taupe is complemented by dark wood tones and subtle black accents. The overall environment is calm, balanced, and luxurious in a subtle way—designed to relax the mind and appeal to the modern traveler.



OUTDOOR CAFÉ LAYOUT



Concept & Ambience
The outdoor terrace café is designed as a serene yet vibrant space that blends urban sophistication with sustainable design. Elevated above the city, the café offers open-air seating with a panoramic skyline view, creating a calm, refreshing retreat for guests throughout the day.

Sustainable Roofing – Solar Integration
A major feature of the café is its **solar-panel roof structure**, which serves a dual purpose: providing filtered daylight and generating clean energy. The transparent solar panels allow natural light to enter while offering shade and weather protection, enhancing user comfort and promoting environmental responsibility.

Furniture & Material Palette
Neutral-toned, wooden furniture with minimalist silhouettes complements the structured black frame. Mixed seating—ranging from individual tables to cozy booths—caters to varied group sizes. The flooring is kept subtle to support a cohesive, breathable look.

Biophilic Touches
Lush potted plants and raised green planters are placed throughout the space, bringing in nature and softening the hard architectural lines. These elements help create zones without walls and enhance the microclimate.

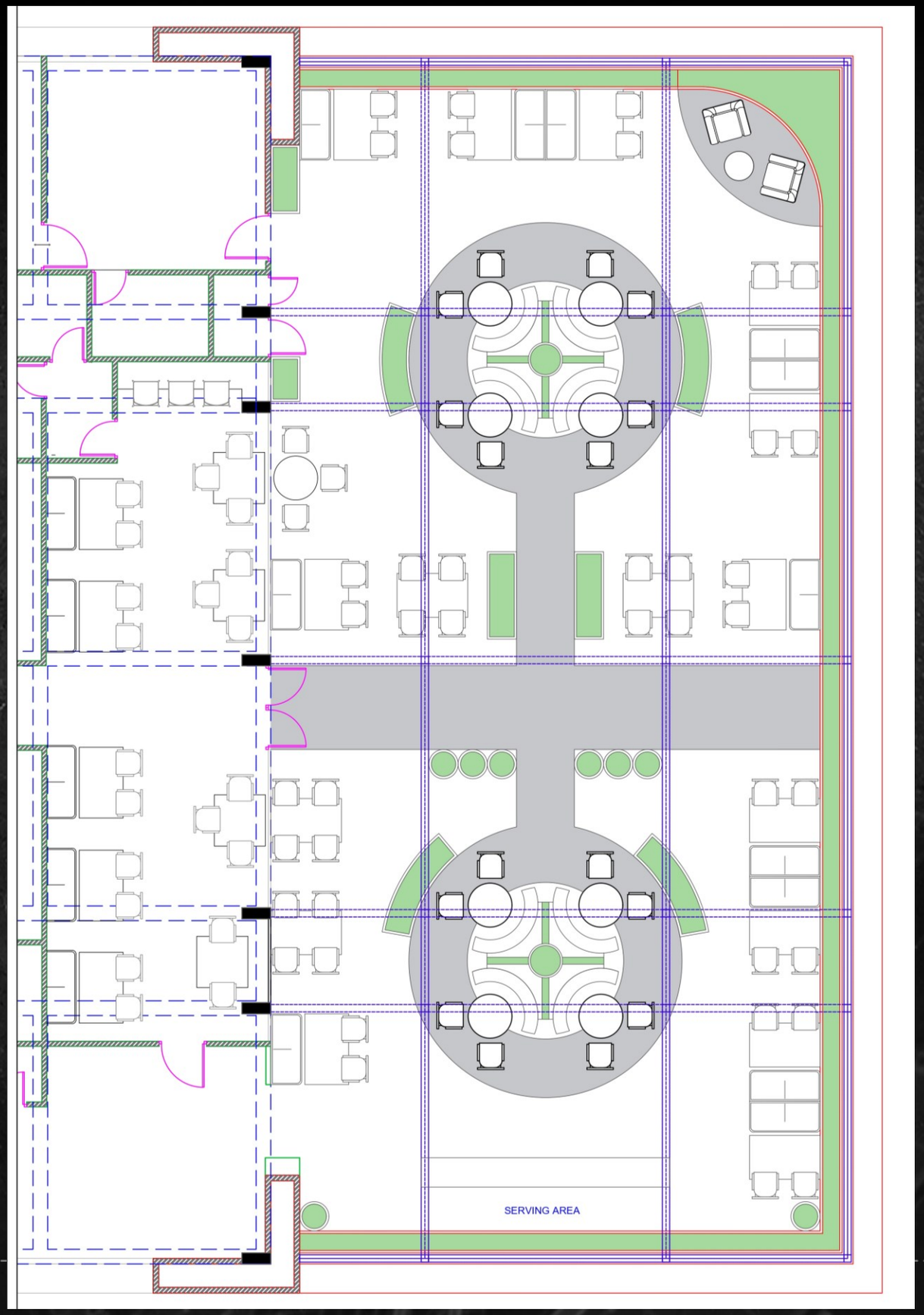

INDOOR CAFÉ



This project involved the interior transformation of a bare, under-construction space into a cozy and modern indoor café. The design focused on creating a warm and inviting atmosphere using a balanced palette of natural textures and contemporary forms. Curved booth seating with green velvet backrests adds a sense of privacy and elegance, while circular mirrors set in arched wall panels enhance depth and reflectivity. A ribbed wooden ceiling paired with hanging wicker lights brings rhythm and warmth to the space. The café layout is zoned into booth seating, casual dining, and a bar counter, ensuring both functionality and visual interest. Neutral tones, warm lighting, and refined material choices elevate the ambiance, making it suitable for both casual visitors and social gatherings. The final outcome is a comfortable, Instagram-worthy space that transforms a once-empty shell into a lively, aesthetically cohesive café environment.





TOILET WORKING DRAWINGS

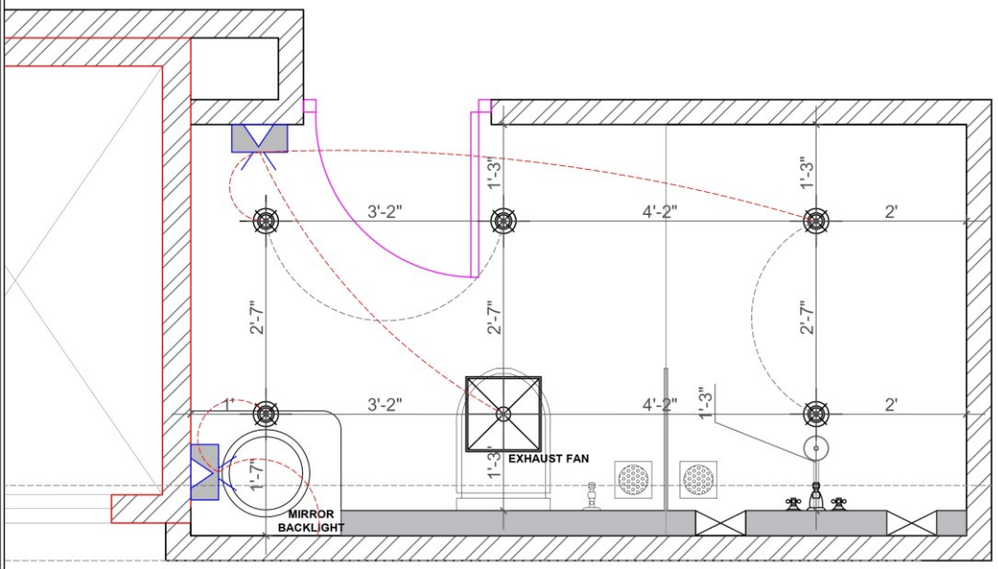

TOILET (ROOM 10)

DATE	ISSUED FOR	REV. NO.
25-04-2025	CO-ORDINATION	R0

NOTES :

*** ALL DIMENSIONS ARE IN FEET-INCHES UNLESS OTHERWISE SPECIFIED.**

* ALL DIMENSIONS ARE TO BE READ NOT TO BE SCALED.
* ANY DISCREPANCY FOUND IN DRAWING OR ON SITE INFORM ARCHITECT OFFICE BEFORE COMMENCEMENT THE WORK.
* CONSIDER ROAD LVL ± 0'-0"

LEGEND :

STRUCTURAL CONSUTANCY:

VEDANT CONSULTANTS
Ar. TEJAS MOJIDRA
C-105 DEV ADITYA, OPP. BAGBAN PARTY PLOT,
THALTEJ-SHILAJ ROAD, THALTEJ, AHMEDABAD-99
TEL : 079- 4848 0020
EMAIL : office@vedantconsultant.org

PROJECT: TRINITY
P. No. : -
CLIENT : BHAVESHBHAI

DRAWING TITLE:
TOILET DRAWING

PURPOSE OF ISSUE:	SCALE -	SHEET SIZE:
CO-ORDINATION		A4

DATE	DRAWN	CHECKED
25-04-25	VED	

DRAWING NO. :
SHEET :
REV NO. R0

THIS DRAWING IS THE PROPERTY OF VEDANT
DO NOT USE WITHOUT PRIOR PERMISSION.

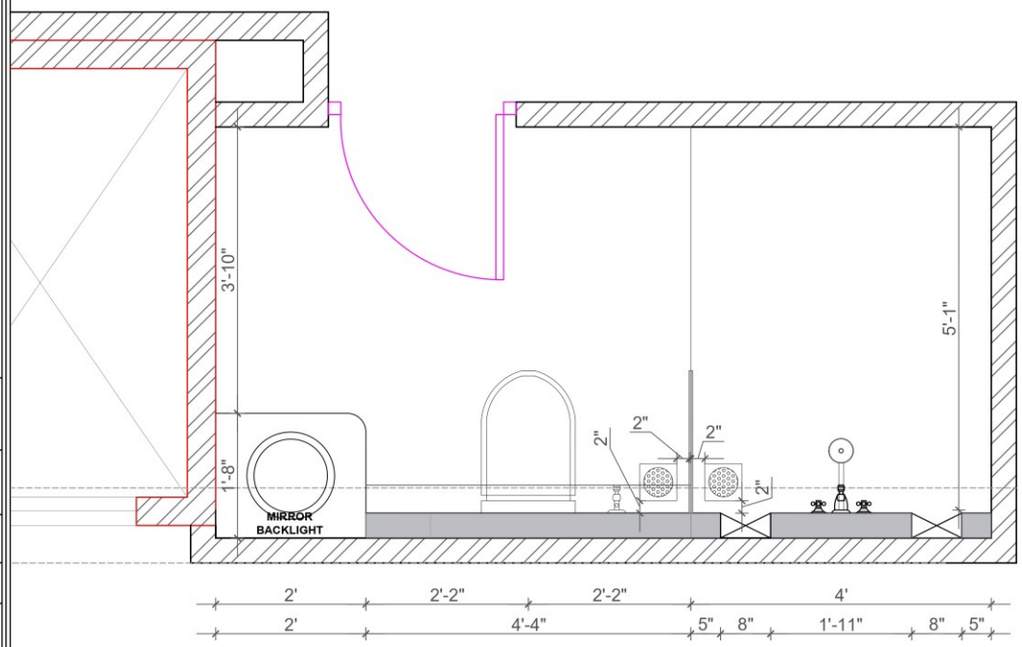

TOILET (ROOM 10)

DATE	ISSUED FOR	REV. NO.
25-04-2025	CO-ORDINATION	R0

NOTES :

*** ALL DIMENSIONS ARE IN FEET-INCHES UNLESS OTHERWISE SPECIFIED.**

* ALL DIMENSIONS ARE TO BE READ NOT TO BE SCALED.
* ANY DISCREPANCY FOUND IN DRAWING OR ON SITE INFORM ARCHITECT OFFICE BEFORE COMMENCEMENT THE WORK.
* CONSIDER ROAD LVL ± 0'-0"

LEGEND :

STRUCTURAL CONSUTANCY:

VEDANT CONSULTANTS
Ar. TEJAS MOJIDRA
C-105 DEV ADITYA, OPP. BAGBAN PARTY PLOT,
THALTEJ-SHILAJ ROAD, THALTEJ, AHMEDABAD-99
TEL : 079- 4848 0020
EMAIL : office@vedantconsultant.org

PROJECT: TRINITY
P. No. : -
CLIENT : BHAVESHBHAI

DRAWING TITLE:
TOILET DRAWING

PURPOSE OF ISSUE:	SCALE -	SHEET SIZE:
CO-ORDINATION		A4

DATE	DRAWN	CHECKED
25-04-25	VED	

DRAWING NO. :
SHEET :
REV NO. R0

THIS DRAWING IS THE PROPERTY OF VEDANT
DO NOT USE WITHOUT PRIOR PERMISSION.

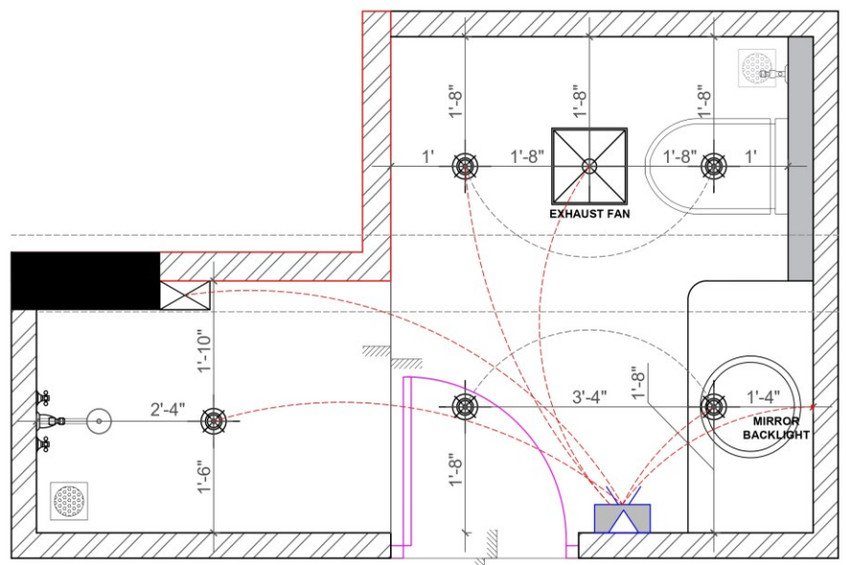

ELECTRICAL LAYOUT

TOILET (ROOM 9)

DATE	ISSUED FOR	REV. NO.
25-04-2025	CO-ORDINATION	R0

NOTES :

*** ALL DIMENSIONS ARE IN FEET-INCHES UNLESS OTHERWISE SPECIFIED.**

* ALL DIMENSIONS ARE TO BE READ NOT TO BE SCALED.
* ANY DISCREPANCY FOUND IN DRAWING OR ON SITE INFORM ARCHITECT OFFICE BEFORE COMMENCEMENT THE WORK.
* CONSIDER ROAD LVL ± 0'-0"

LEGEND :

STRUCTURAL CONSUTANCY:

VEDANT CONSULTANTS
Ar. TEJAS MOJIDRA
C-105 DEV ADITYA, OPP. BAGBAN PARTY PLOT,
THALTEJ-SHILAJ ROAD, THALTEJ, AHMEDABAD-99
TEL : 079- 4848 0020
EMAIL : office@vedantconsultant.org

PROJECT: TRINITY
P. No. : -
CLIENT : BHAVESHBHAI

DRAWING TITLE:
TOILET DRAWING

PURPOSE OF ISSUE:	SCALE -	SHEET SIZE:
CO-ORDINATION		A4

DATE	DRAWN	CHECKED
25-04-25	VED	

DRAWING NO. :
SHEET :
REV NO. R0

THIS DRAWING IS THE PROPERTY OF VEDANT
DO NOT USE WITHOUT PRIOR PERMISSION.

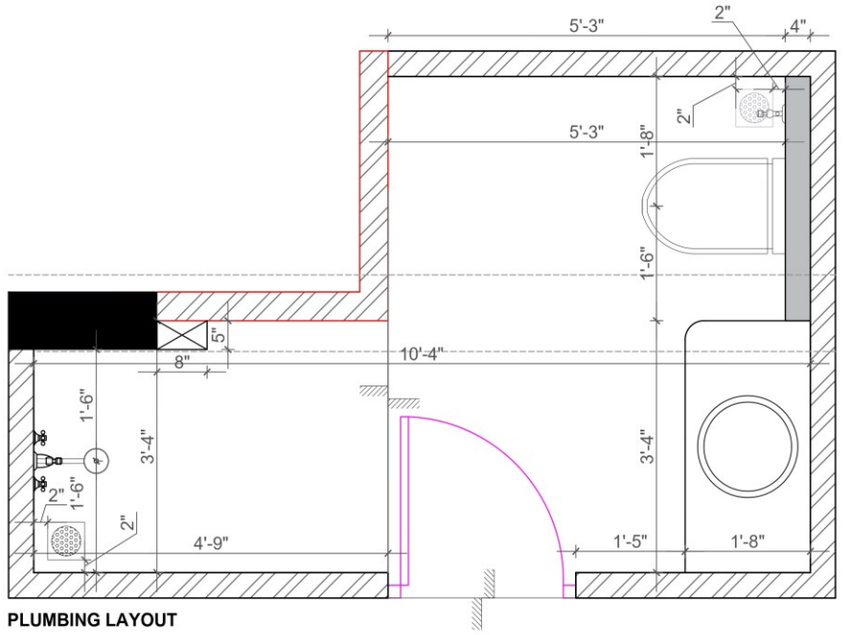

PLUMBING LAYOUT

TOILET (ROOM 9)

DATE	ISSUED FOR	REV. NO.
25-04-2025	CO-ORDINATION	R0

NOTES :

*** ALL DIMENSIONS ARE IN FEET-INCHES UNLESS OTHERWISE SPECIFIED.**

* ALL DIMENSIONS ARE TO BE READ NOT TO BE SCALED.
* ANY DISCREPANCY FOUND IN DRAWING OR ON SITE INFORM ARCHITECT OFFICE BEFORE COMMENCEMENT THE WORK.
* CONSIDER ROAD LVL ± 0'-0"

LEGEND :

STRUCTURAL CONSUTANCY:

VEDANT CONSULTANTS
Ar. TEJAS MOJIDRA
C-105 DEV ADITYA, OPP. BAGBAN PARTY PLOT,
THALTEJ-SHILAJ ROAD, THALTEJ, AHMEDABAD-99
TEL : 079- 4848 0020
EMAIL : office@vedantconsultant.org

PROJECT: TRINITY
P. No. : -
CLIENT : BHAVESHBHAI

DRAWING TITLE:
TOILET DRAWING

PURPOSE OF ISSUE:	SCALE -	SHEET SIZE:
CO-ORDINATION		A4

DATE	DRAWN	CHECKED
25-04-25	VED	

DRAWING NO. :
SHEET :
REV NO. R0

THIS DRAWING IS THE PROPERTY OF VEDANT
DO NOT USE WITHOUT PRIOR PERMISSION.

TOILET WORKING DRAWINGS

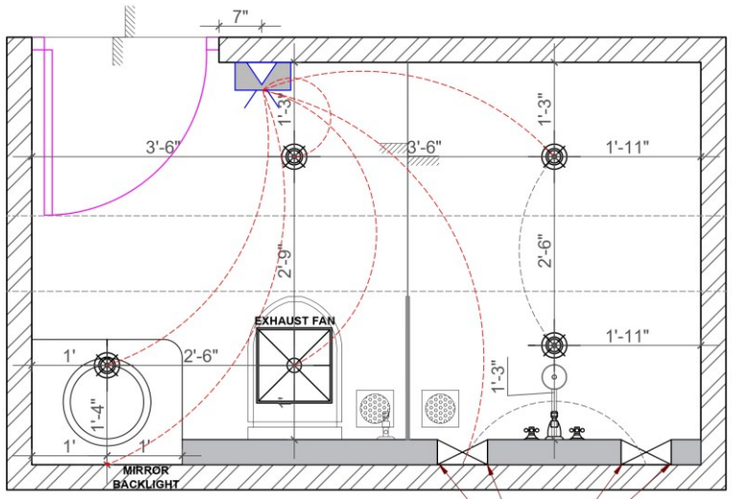

ELECTRICAL LAYOUT

DATE	ISSUED FOR	REV. NO.
25-04-2025	CO-ORDINATION	R0

NOTES :

*** ALL DIMENSIONS ARE IN FEET-INCHES UNLESS OTHERWISE SPECIFIED.**

* ALL DIMENSIONS ARE TO BE READ NOT TO BE SCALED.
* ANY DISCREPANCY FOUND IN DRAWING OR ON SITE INFORM ARCHITECT OFFICE BEFORE COMMENCEMENT THE WORK.
* CONSIDER ROAD LVL ± 0'-0"

LEGEND :

STRUCTURAL CONSUTANCY:

VEDANT CONSULTANTS
Ar. TEJAS MOJIDRA
C-105 DEV ADITYA, OPP. BAGBAN PARTY PLOT,
THALTEJ-SHILAJ ROAD, THALTEJ, AHMEDABAD-59
TEL : 079- 4848 0020
EMAIL : office@vedantconsultant.org

PROJECT: TRINITY
P. No. : -
CLIENT : BHAVESHBHAI

DRAWING TITLE:
TOILET DRAWING

PURPOSE OF ISSUE:	SCALE -	SHEET SIZE:
CO-ORDINATION		
DATE	**DRAWN**	**CHECKED**
25-04-25	VED	**A4**
DRAWING NO. :		REV NO.
SHEET :		**R0**

THIS DRAWING IS THE PROPERTY OF VEDANT
DO NOT USE WITHOUT PRIOR PERMISSION.

TOILET (ROOM 8)

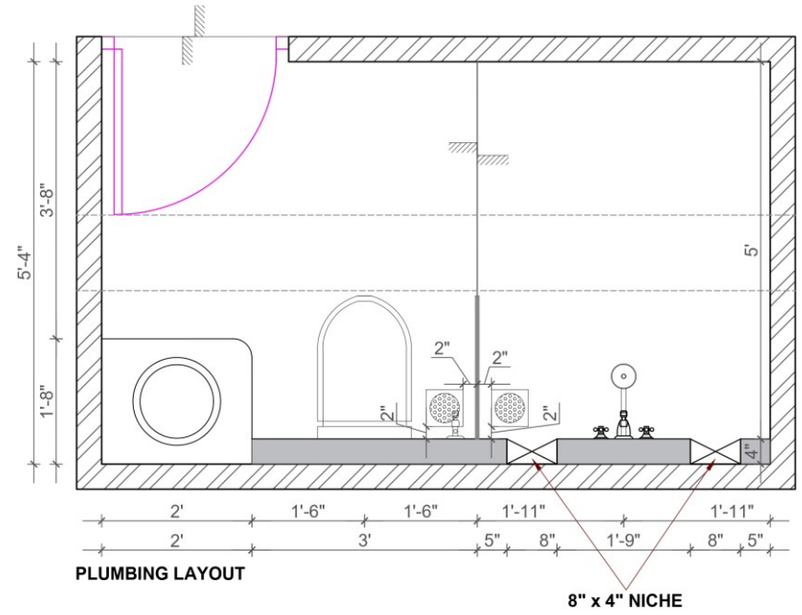

PLUMBING LAYOUT

8" x 4" NICHE

DATE	ISSUED FOR	REV. NO.
25-04-2025	CO-ORDINATION	R0

NOTES :

*** ALL DIMENSIONS ARE IN FEET-INCHES UNLESS OTHERWISE SPECIFIED.**

* ALL DIMENSIONS ARE TO BE READ NOT TO BE SCALED.
* ANY DISCREPANCY FOUND IN DRAWING OR ON SITE INFORM ARCHITECT OFFICE BEFORE COMMENCEMENT THE WORK.
* CONSIDER ROAD LVL ± 0'-0"

LEGEND :

STRUCTURAL CONSUTANCY:

VEDANT CONSULTANTS
Ar. TEJAS MOJIDRA
C-105 DEV ADITYA, OPP. BAGBAN PARTY PLOT,
THALTEJ-SHILAJ ROAD, THALTEJ, AHMEDABAD-59
TEL : 079- 4848 0020
EMAIL : office@vedantconsultant.org

PROJECT: TRINITY
P. No. : -
CLIENT : BHAVESHBHAI

DRAWING TITLE:
TOILET DRAWING

PURPOSE OF ISSUE:	SCALE -	SHEET SIZE:
CO-ORDINATION		
DATE	**DRAWN**	**CHECKED**
25-04-25	VED	**A4**
DRAWING NO. :		REV NO.
SHEET :		**R0**

THIS DRAWING IS THE PROPERTY OF VEDANT
DO NOT USE WITHOUT PRIOR PERMISSION.

TOILET (ROOM 8)

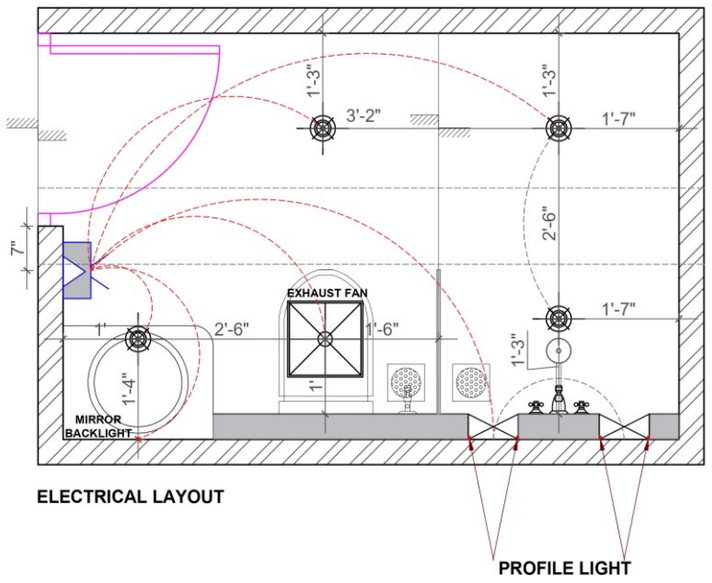

ELECTRICAL LAYOUT

DATE	ISSUED FOR	REV. NO.
25-04-2025	CO-ORDINATION	R0

NOTES :

*** ALL DIMENSIONS ARE IN FEET-INCHES UNLESS OTHERWISE SPECIFIED.**

* ALL DIMENSIONS ARE TO BE READ NOT TO BE SCALED.
* ANY DISCREPANCY FOUND IN DRAWING OR ON SITE INFORM ARCHITECT OFFICE BEFORE COMMENCEMENT THE WORK.
* CONSIDER ROAD LVL ± 0'-0"

LEGEND :

STRUCTURAL CONSUTANCY:

VEDANT CONSULTANTS
Ar. TEJAS MOJIDRA
C-105 DEV ADITYA, OPP. BAGBAN PARTY PLOT,
THALTEJ-SHILAJ ROAD, THALTEJ, AHMEDABAD-59
TEL : 079- 4848 0020
EMAIL : office@vedantconsultant.org

PROJECT: TRINITY
P. No. : -
CLIENT : BHAVESHBHAI

DRAWING TITLE:
TOILET DRAWING

PURPOSE OF ISSUE:	SCALE -	SHEET SIZE:
CO-ORDINATION		
DATE	**DRAWN**	**CHECKED**
25-04-25	VED	**A4**
DRAWING NO. :		REV NO.
SHEET :		**R0**

THIS DRAWING IS THE PROPERTY OF VEDANT
DO NOT USE WITHOUT PRIOR PERMISSION.

TOILET (ROOM 7)

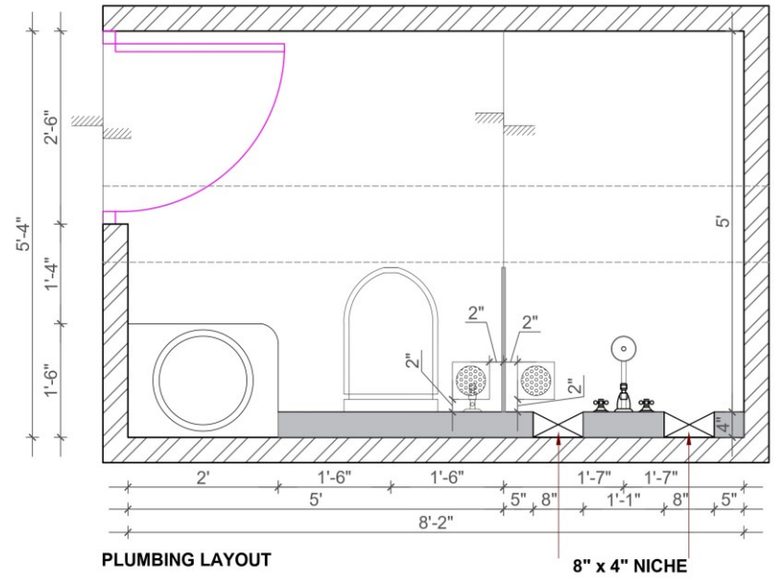

PLUMBING LAYOUT

8" x 4" NICHE

DATE	ISSUED FOR	REV. NO.
25-04-2025	CO-ORDINATION	R0

NOTES :

*** ALL DIMENSIONS ARE IN FEET-INCHES UNLESS OTHERWISE SPECIFIED.**

* ALL DIMENSIONS ARE TO BE READ NOT TO BE SCALED.
* ANY DISCREPANCY FOUND IN DRAWING OR ON SITE INFORM ARCHITECT OFFICE BEFORE COMMENCEMENT THE WORK.
* CONSIDER ROAD LVL ± 0'-0"

LEGEND :

STRUCTURAL CONSUTANCY:

VEDANT CONSULTANTS
Ar. TEJAS MOJIDRA
C-105 DEV ADITYA, OPP. BAGBAN PARTY PLOT,
THALTEJ-SHILAJ ROAD, THALTEJ, AHMEDABAD-59
TEL : 079- 4848 0020
EMAIL : office@vedantconsultant.org

PROJECT: TRINITY
P. No. : -
CLIENT : BHAVESHBHAI

DRAWING TITLE:
TOILET DRAWING

PURPOSE OF ISSUE:	SCALE -	SHEET SIZE:
CO-ORDINATION		
DATE	**DRAWN**	**CHECKED**
25-04-25	VED	**A4**
DRAWING NO. :		REV NO.
SHEET :		**R0**

THIS DRAWING IS THE PROPERTY OF VEDANT
DO NOT USE WITHOUT PRIOR PERMISSION.

TOILET (ROOM 7)



CHARCOAL/GRAPHITE

HYPERREALISM

AND

PHOTOGRAPHY

Socials / @Ved.art1712





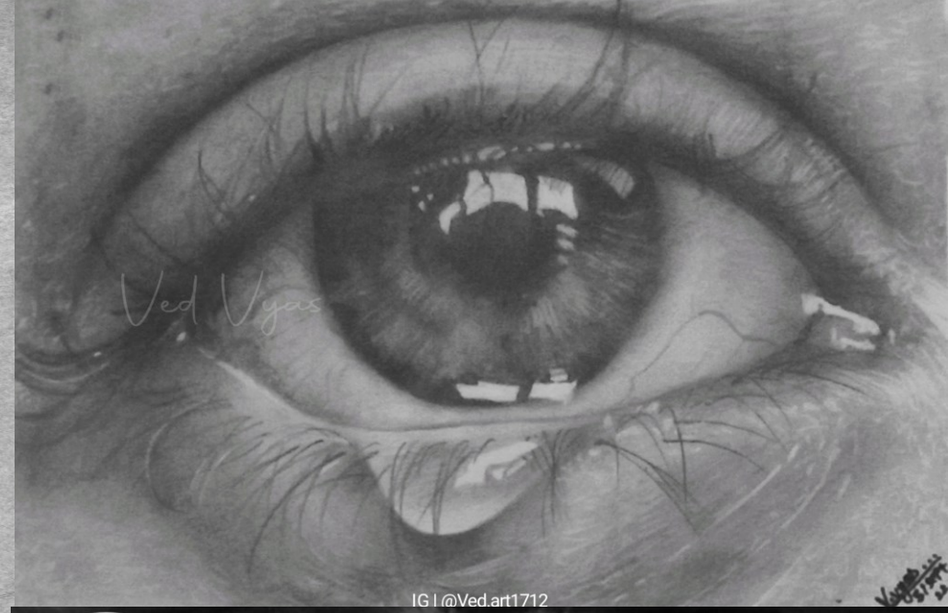
Ved Vyas
IG | @Ved.art1712


VED VYAS
Ved Vyas
IG | @Ved.art1712




@Ved.art1712


Ved Vyas
IG | @Ved.art1712

















~VED VYAS~

VED.UIR20267@GMAIL.COM
KABIRVYAS1712@GMAIL.COM

+91 9904078684

CEPT PORTFOLIO

FULL PORTFOLIO LINK

https://drive.google.com/file/d/1xdMwGsz51UIfF92u3nfJ93HQsyT5Kk1d/view?usp=drive_link